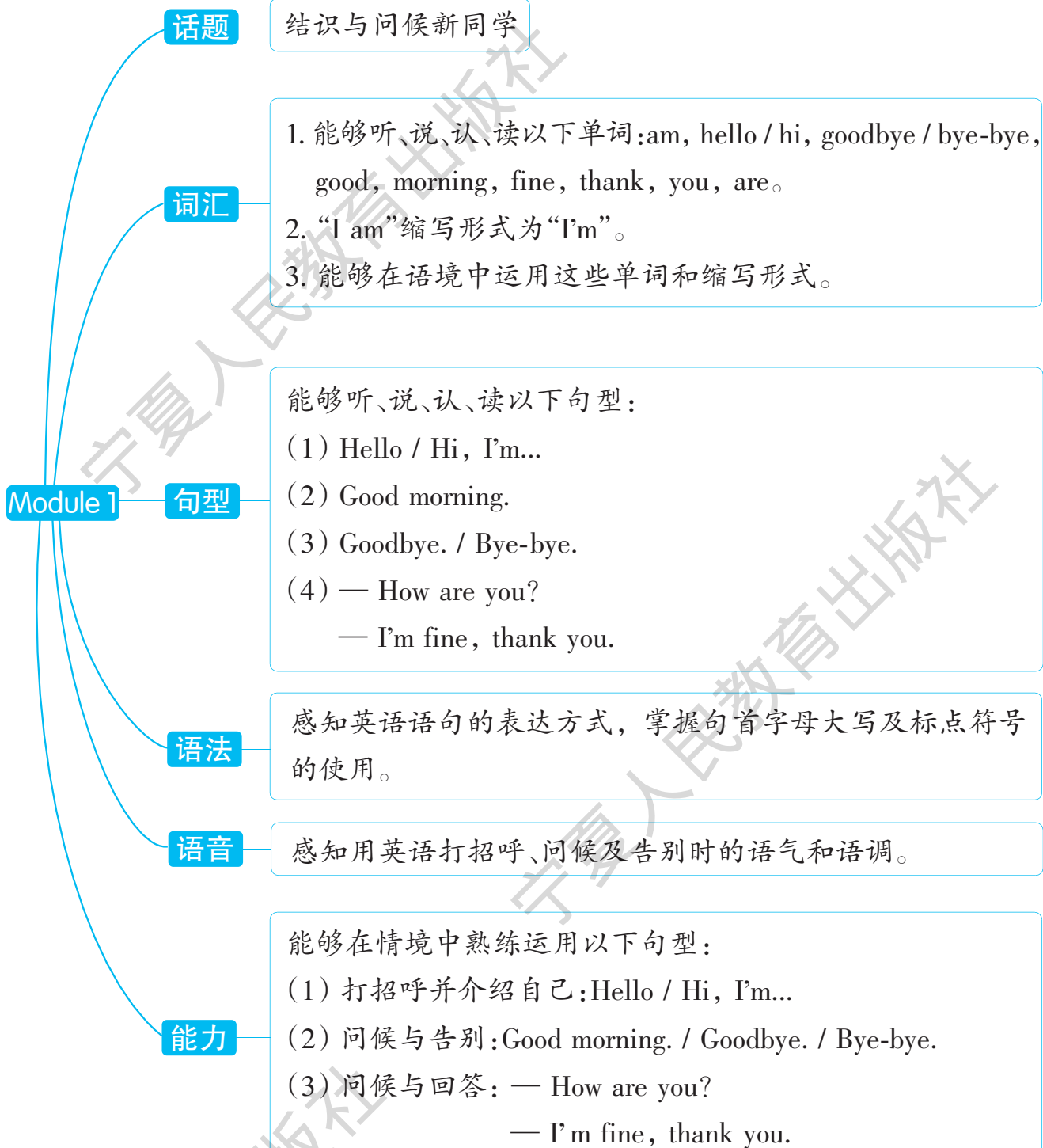


模块知识梳理





Unit 1 I'm Sam.



基础知识训练

I. 读一读,将人物头像与对应的名片连线。




II. 看一看,读一读,判断人物对话是否正确,在括号里打“√”或“×”。

I'm Daming.

Hi, Daming.

Hello, I'm Tom.

Bye-bye, Tom.




Goodbye, Mike.

Bye-bye, Jack.

Hi, I'm Huahua.

Goodbye, Huahua.





综合培优训练

III. 根据图片将正确句子的序号圈出来。

(1)



A. I'm Amy.

B. I'm Sam.

(2)



A. I'm Daming.

B. I'm Lingling.

(3)



A. Hello, Lingling.

B. Goodbye, Sam.

IV. 结合语境选择正确的答句,将序号写在方框里。

A. Bye-bye, Mary.

B. Hi, Daming.

C. Hello, Amy.

D. Hi, Lingling.

(1)

Hello, I'm Amy.



(2)

I'm Daming.



(3)

I'm Lingling.



(4)

Goodbye, Jack.




Unit 2 How are you?



基础知识训练

I. 根据图片选择正确的句子连线。

(1)



A. Goodbye, Daming.

(2)



B. Hello, I'm Daming.

(3)



C. Good morning, Daming.

II. 读一读,根据图片选择正确的答语,将序号写在横线上。


(1) A: Good morning, Sam.

B: _____



(2) A: Hello, I'm Lily.

B: _____



A. Hi, Lily.

B. Good morning.

C. I'm fine, thank you.

(3) A: How are you?

B: _____





III. 读一读,选择正确答案,将序号填在横线上。

A. fine

B. I'm

C. Bye-bye

D. morning

(1) — Hello, I'm Daming.

— Hi, _____ Sam.

(2) — Good morning, Amy.

— Good _____, Lingling.

(3) — Goodbye, Mike.

— _____.

(4) — How are you?

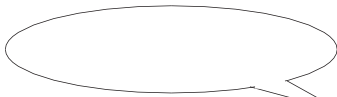
— I'm _____, thank you.

IV. 结合语境选择正确句子,将序号写在对话框里。

(1)



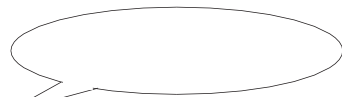
Goodbye, Xiaoxin.



A. Hello, Xiaohua.

B. Bye-bye, Xiaohua.

(2)



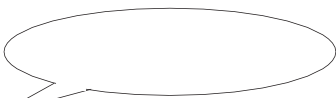
Good morning.



A. Good morning.

B. Goodbye.

(3)



I'm fine, thank you.



A. Good morning.

B. How are you?

The Ant and the Grasshopper (1)

It's summer. It's a beautiful day.

Grasshopper loves summer. It's her favourite time of year. Summer is the time for the holidays... she can play and sing all day!

Ant likes summer, too. There are flowers, fruit and vegetables in the garden. There are colours everywhere! But Ant doesn't play or sing. She's got lots of work to do.

In the morning Ant gets up early. Grasshopper gets up late. She doesn't like work. She likes singing and having fun!

词海拾贝

summer 夏天

holiday 假日

all day 整天

vegetable 蔬菜

grasshopper 蚱蜢

play 玩耍

flower 花

garden 花园

favourite 最喜爱的

sing 歌唱

fruit 水果

everywhere 到处

品读小思

读一读,判断正(√)误(×)。

() Grasshopper and Ant all(都) like summer.

模块知识梳理

话题

互相问候、询问姓名与自我介绍

词汇

1. 能够听、说、认、读以下单词: Ms, Mr, boy, girl, what, is, your, name, please, afternoon, and, too。
2. “what is”缩写形式为“what’s”。
3. 能够在语境中运用这些单词和缩写形式。

句型

能够听、说、认、读以下句型:

- (1) Good morning, boys and girls.
- (2) Good afternoon, Mr Li.
- (3) —What’s your name?
— I’m ...

语法

感知和运用人物称谓: Mr(先生), Ms(女士)。

语音

感知用英语打招呼、问候及询问姓名时的语气和语调。

能力

能够在情境中熟练运用以下句型:

- (1) 在早上问好: Good morning.
- (2) 在下午问好: Good afternoon.
- (3) 询问姓名及回答:
—What’s your name?
—I’m ...

Unit 1 I'm Ms Smart.



基础知识训练

I. 根据图片圈出正确单词。



(1) Hi, **boys** / **girls**.



(2) Good morning, I'm **Ms Smart** / **Ms Zhang**.



(3) Hello, **boys** / **girls**.



(4) Hello, I'm **Ming** / **Daming**.

II. 结合图片选择相应的对话,将序号填在括号里。

(1)



()

A

— Hello, boys.
— Hello, Mr Li.

(2)



()

B

— Goodbye, Jack.
— Bye-bye, Mike.

(3)



()

C

— How are you, Sue?
— I'm fine, thank you.

(4)



()

D

— Good morning. I'm Sam.
— Good morning. I'm Ms Smart.



III. 读一读,选择合适的单词补全句子,把序号填在括号里。

A. boy

B. girl

C. morning

D. Ms

() (1) I'm a _____.



() (2) I'm a _____.



() (3) I'm _____ Smart.



() (4) Good _____.



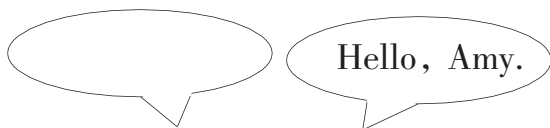
IV. 结合语境选择正确句子,将序号写在对话框里。

A. Bye-bye.



B. Good morning. I'm Ms Smart.

C. How are you?

D. Hello, I'm Amy.



(1)



(2)




Good morning. I'm Sam.

(3)



Goodbye.

(4)



Unit 2 What's your name?



基础知识训练

I. 读一读,选择正确句子与图片连线。

A.



(1) Hello, boys.

(2) How are you, Amy?

(3) Good morning. I'm Mr Li.

(4) Good afternoon. I'm Ms Smart.


B.



C.



D.



II. 结合图片选择正确单词,将序号填在括号里。

() (1) Good _____.

A. afternoon

B. morning



() (2) How _____ you?

A. are

B. is



() (3) Hello, _____.

A. boys

B. girls



() (4) Hello, I'm _____ Wang.

A. Ms

B. Mr






综合培优训练

III. 看一看,读一读,在括号里打“√”或“×”。

() (1) Good afternoon, boys.



() (2) Good morning, girls.




() (3) — I'm Lingling. What's your name?

— I'm Amy.



() (4) — Good afternoon. I'm Mr Li.

— Good afternoon, Mr Li.



IV. 读一读,选择正确图片,将序号填在括号里。

() (1) — What's your name?

— I'm Sue.

A.



() (2) — How are you, Ling ling?

— I'm fine, thank you.


B.



() (3) — Hello, I'm Daming.

— Hi, I'm Sam.

C.



() (4) — Good morning, boys and girls.

— Good morning, Ms Smart.

D.



The Ant and the Grasshopper (2)

Ant does the housework. Her house is small and very nice.

Grasshopper hasn't got a house. She lives outside. She doesn't think about winter. She likes singing! She sings all day!

In the afternoon Ant looks for food for the winter. Grasshopper doesn't look for food. She sits in a tree and... sings all day!

词海拾贝

housework 家务劳动

house 房子

outside 在外面

think about 考虑

winter 冬天

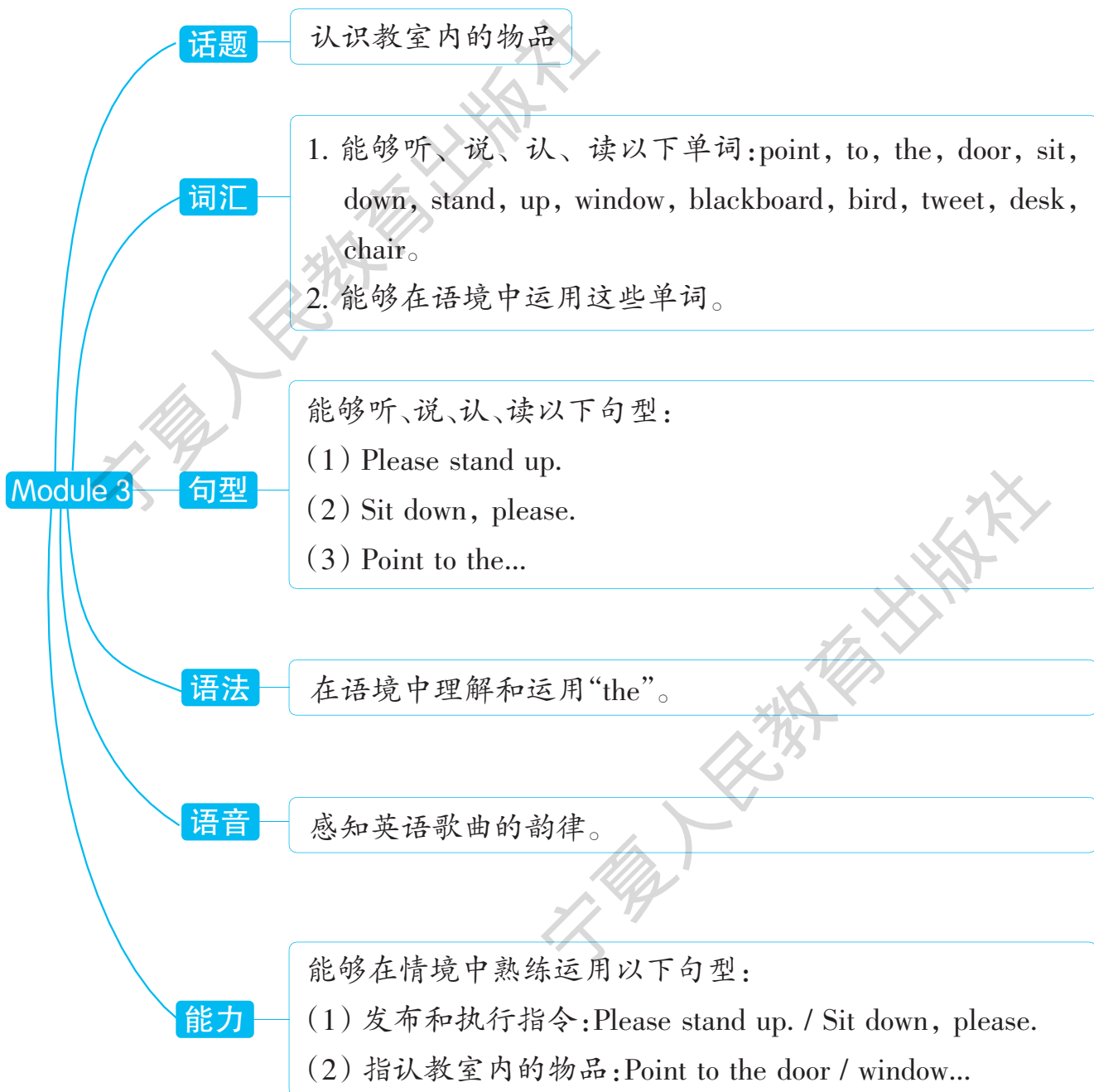
look for 寻找

品读小思

在正确答案处打“√”。

	The Ant	The Grasshopper
(1) She does the housework.	<input type="checkbox"/>	<input type="checkbox"/>
(2) She lives outside.	<input type="checkbox"/>	<input type="checkbox"/>
(3) She sings all day.	<input type="checkbox"/>	<input type="checkbox"/>

模块知识梳理



Unit 1 Point to the door.



基础知识训练

I. 看图片选择对应的单词,将序号填在括号里。

A. blackboard


B. bird

C. window

D. door



()



()



()



()

II. 根据句意选择正确图片,将序号填在括号里。


() (1) Point to "hello".





() (2) Stand up, please.



() (3) Please sit down.



() (4) Point to the window.





III. 读一读, 结合图片选择合适的词, 将序号填在括号里。

() (1) It's a _____.

A. girl

B. bird

C. boy



() (2) Stand _____, please.

A. down

B. up

C. to



() (3) _____ down, please.

A. Sit

B. point

C. stand



() (4) Point to the _____.

A. door

B. window

C. blackboard



IV. 读一读, 看一看, 将句子与图片连线。

(1) Point to the door.

A.



(2) Point to the bird.

B.



(3) Point to the window.

C.



(4) Point to the blackboard.

D.



Unit 2 Point to the desk.



基础知识训练

I. 结合图片选择相应的单词,将序号填在括号里。

() (1)



A. bird

B. panda

() (2)



A. door

B. chair

() (3)



A. desk

B. window

() (4)



A. door

B. blackboard

II. 判断句子与图片是(√)否(×)相符。

() (1) Point to the desk.



() (2) Point to the window.



() (3) Sit down, please.




() (4) Point to the chair.





III. 读一读, 结合图片圈出正确的单词。

(1) Point to the **boy** / **girl**.(2) Point to the **blackboard** / **bird**.(3) Point to the **desk** / **dog**.(4) Point to the **cat** / **chair**.

IV. 读一读, 结合图片选择合适的单词, 将序号填在括号里。

() (1) This is a _____. Please sit down.

A. desk

B. door

C. chair



() (2) Please stand _____.

A. up

B. down

C. too



() (3) — _____ this?

— It's a window.

A. what

B. What's

C. who



() (4) — Please _____ “ You ”.

— OK.

A. Point

B. Point to

C. point to



The Ant and the Grasshopper (3)

Ant likes fruit. She likes apples, bananas and oranges. She's making yummy fruit cakes for the winter.

Grasshopper likes fruit cakes too, but she doesn't want to look for fruit. She likes flying and playing. And she likes... singing!

词海拾贝

making 制造(make 的现在分词形式)


yummy 很好吃的

flying 飞(fly 的现在分词形式)

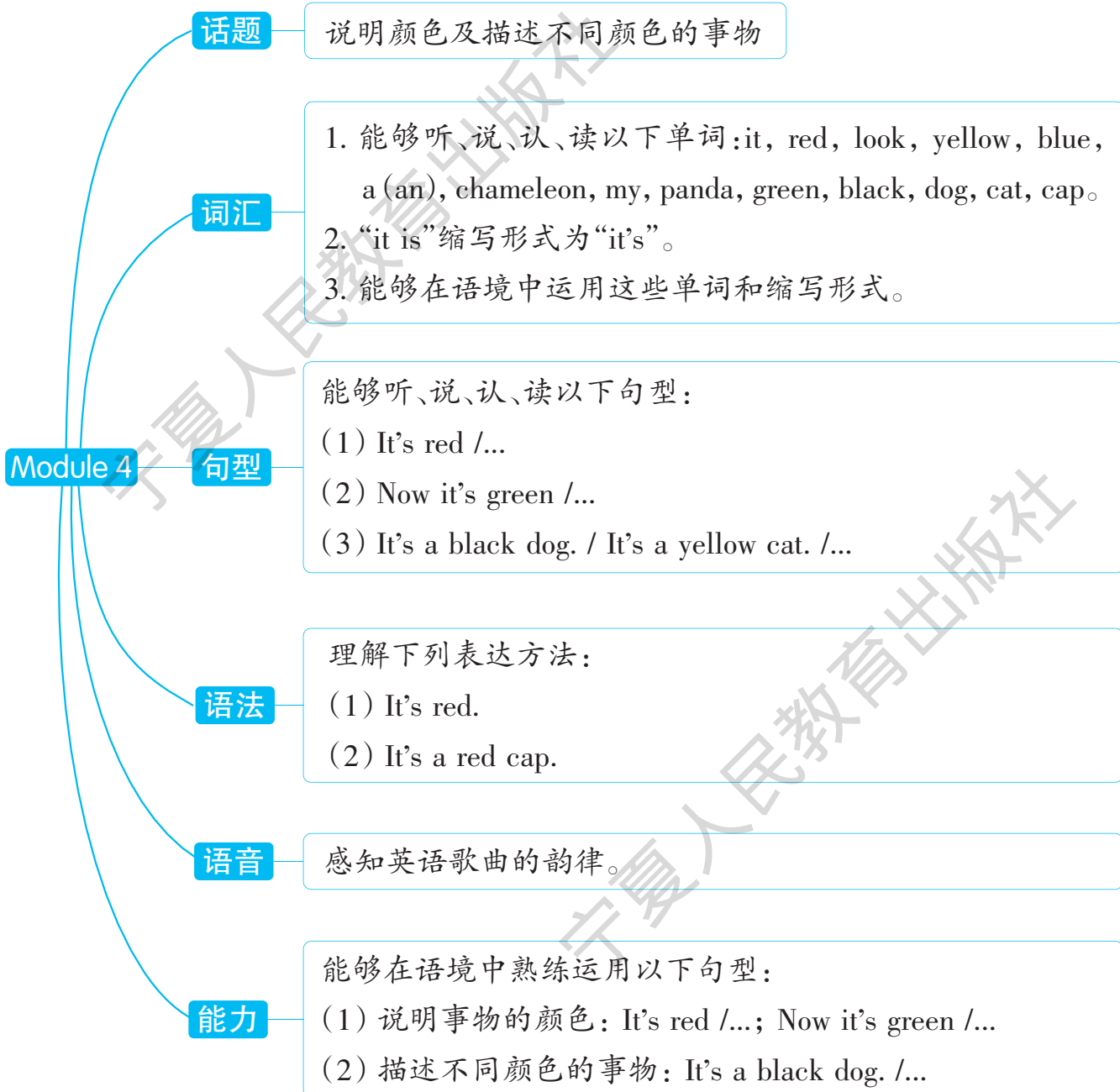
品读小思

Ant has got a basket with fruit. Can you find the name of the fruit? (将对应的单词序号写在括号里)

- | | | | |
|------------|-------------|---------------|-----------|
| A. apple | B. orange | C. pear | D. lemon |
| E. bananas | F. cherries | G. strawberry | H. grapes |



模块知识梳理



Unit 1 It's red!



基础知识训练

I. 读单词,给每片树叶涂上相应的颜色。


(1) blue



(2) red



(3) green



(4) yellow



II. 读句子,给动物涂颜色。

(1)



It's red.

(2)



It's blue.

(3)




It's yellow.

(4)



It's green.

(5)



It's orange.

(6)




It's black and white.



III. 给水果涂色,再选择对应的颜色词,将序号填入括号里。

A. red B. green C. yellow D. orange

(1)



()

(2)



()

(3)



()

(4)



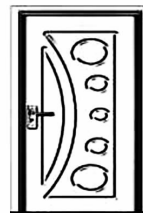
()

IV. 根据句意将句子与图片连线,并给图片涂色。

(1) It's a door. It's red.




(2) It's a chameleon. It's blue.



(3) Point to the green bird.



(4) It's a window. It's black.



(5) I have(有) a chair. It's yellow.



Unit 2 It's a black dog.

基础知识训练

I. 读句子,圈出合适的单词。

(1) Hello. I am Mimi. I'm a **cat** / **dog**. (2) Look! It's a funny(有趣的) **cap** / **cat**.



(3) Point to the **bird** / **panda**.

(4) I have(有) a **dog** / **chameleon**.

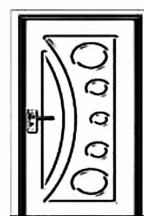


II. 读一读,给图片涂色。

(1) a yellow cap

(2) a black chair

(3) a blue door



(4) a green bird

(5) a brown dog

(6) a red cat





III. 读一读, 结合图片选择恰当的单词, 将序号填在括号里。

() (1) Pandas are _____ and white.

A. green

B. yellow

C. black



() (2) It _____ a black dog.

A. is

B. am

C. are



() (3) It's a blue _____. I like it.

A. dog

B. cat

C. cap



() (4) I am a _____. Now I'm green.

A. panda

B. chameleon

C. bird



IV. 读一读, 圈出对应的图片并涂色。

(1) It's a yellow dog.

A.



B.



(2) It's a black cat.

A.



B.




(3) It's a red cap.

A.



B.



(4) It's a green bird.

A.



B.



The Ant and the Grasshopper (4)

Ant likes vegetables. She likes tomatoes and carrots. She’s making soup for the winter.

Grasshopper likes soup too, but she doesn’t want to look for vegetables. She’s a singer and she... sings all day!

词海拾贝

- tomatoes 番茄(tomato 的复数形式)
- carrots 胡萝卜(carrot 的复数形式)
- soup 汤

品读小思

找一找,在表格中圈出下列蔬菜的英文名称。



tomato



carrot



celery



courgette



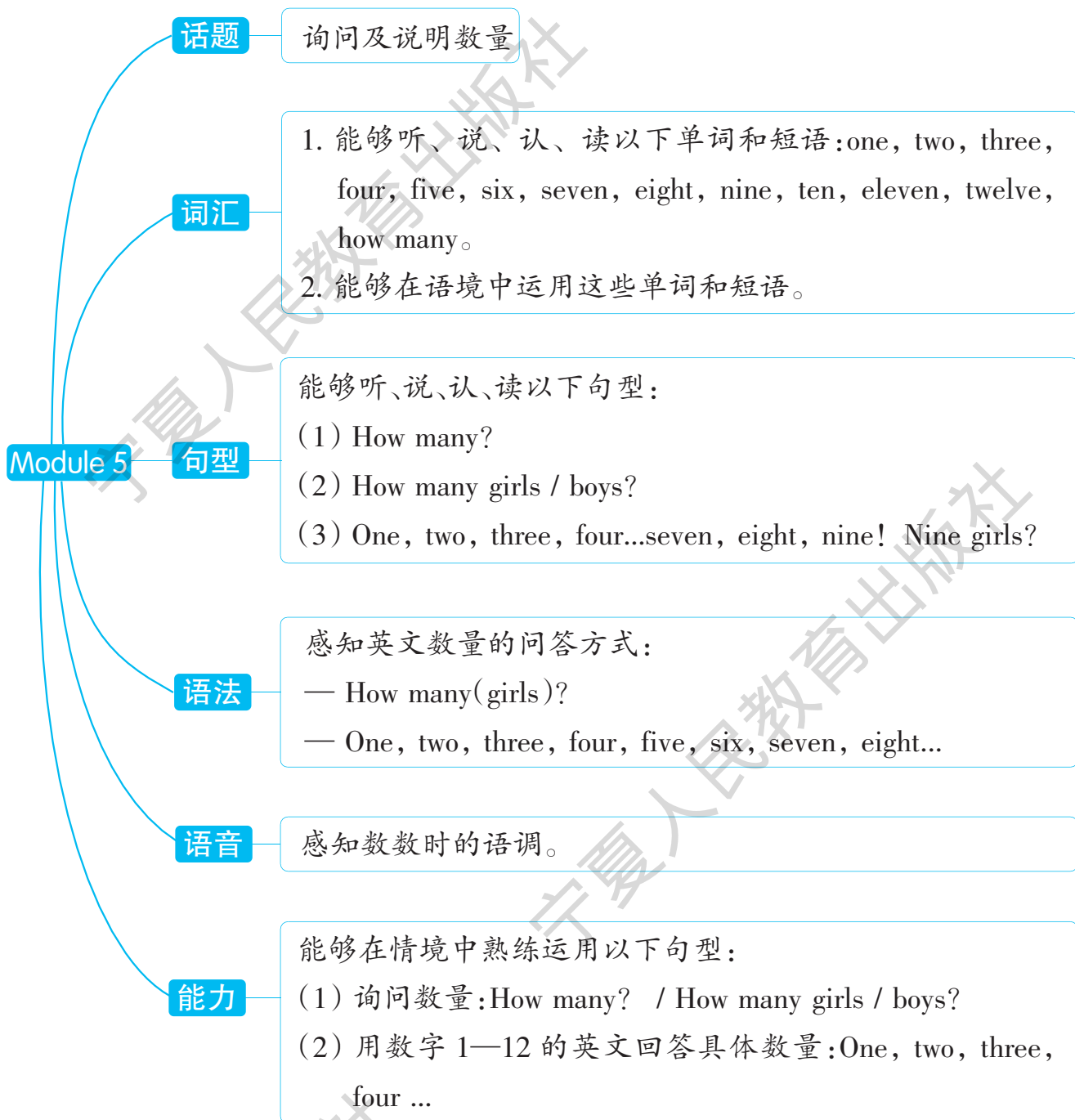
onion



peas

C	O	U	R	G	E	T	T	E
A	W	B	N	K	Q	Z	P	P
R	C	E	L	E	R	Y	E	V
R	B	D	N	W	D	H	A	W
O	O	N	I	O	N	Q	S	Y
T	T	O	M	A	T	O	G	S

模块知识梳理




Unit 1 How many?



基础知识训练

I. 数一数,圈出对应的数字。



one two

five eight

seven six

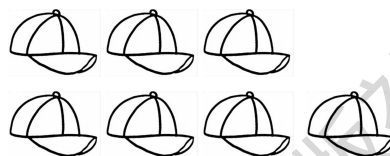
four three

II. 根据图片在正确的句子后面打“√”。




(1) Three fingers. ()

Five fingers. ()



(2) Four caps. ()

Seven caps. ()



(3) Eight pandas. ()

Seven pandas. ()



(4) One boy. ()

Two boys. ()




III. 读一读,将句子和钟表连线。

(1) It's four.





















(2) It's five.

(3) It's two.

(4) It's six.



IV. 数一数,选择正确的选项,将序号填在横线上。

(1) How many



?

(2) How many



?

(3) How many



?

(4) How many



?

(5) How many



?

A. One.

B. Two.

C. Three.

D. Four.

E. Five.

F. Six.

G. Seven.

H. Eight.

Unit 2 Nine girls?



基础知识训练

I. 数一数,判断数字与图片是(√)否(×)相符。

(1)




two

(2)



four

(3)




six

(4)



eight

(5)



seven

(6)



eleven

II. 读一读,将短语和图片连线。

(1) three girls




(2) five boys



(3) twelve cats



(4) nine cakes





III. 算一算,用“>”“<”或“=”填空。


(1) nine + one  ten - two

(2) one + one  two + three

(3) four + four  eight

(4) six - one  nine - eight

(5) nine - one  four + six

(6) ten + two  five + seven

IV. 读对话,结合图片选择正确选项。


() (1) — How many cats?

— _____!

A. Six

B. Seven

C. Four



() (2) — How many _____?

— One, two, three, four!

A. dogs

B. birds

C. caps



() (3) — _____ girls?

— One, two, three!

A. How many

B. how many

C. How



() (4) — _____?

— Two!

A. How many girls

B. How many boys

C. How many cats



The Ant and the Grasshopper (5)

In summer, Ant is very busy. She's got lots of work to do. In the evening she puts the food in the cupboard. There is bread, cheese and meat. She's got lots of food for the winter.

Grasshopper doesn't think about winter. It's summer now. In the evening she flies and plays!

词海拾贝

busy 忙碌的

cupboard 橱柜

cheese 奶酪

food 食物

puts 放(put 的第三人称单数形式)

bread 面包

meat 肉

品读小思

读一读,判断正(T)误(F)。

- | | T | F |
|--|--------------------------|--------------------------|
| (1) Ant is very busy in summer. | <input type="checkbox"/> | <input type="checkbox"/> |
| (2) Grasshopper doesn't think about winter. | <input type="checkbox"/> | <input type="checkbox"/> |
| (3) Ant sings all day. | <input type="checkbox"/> | <input type="checkbox"/> |
| (4) Ant has got lots of food for the winter. | <input type="checkbox"/> | <input type="checkbox"/> |

模块知识梳理

话题

祝贺生日、询问年龄并回答

词汇

1. 能够听、说、认、读以下单词和短语:happy, birthday, here, present, this, pencil, pen, cake, old, yes, how old.
2. “here is”的缩写形式为“here’s”, “you are”的缩写形式为“you’re”。
3. 能够在语境中运用这些单词、短语及缩写形式。

句型

能够听、说、认、读以下句型:

- (1) Happy birthday!
- (2) Here’s your present.
- (3) Thank you!
- (4) —How old are you?
—I’m ...

语法

感知用英语祝贺生日、赠送礼物、表示感谢的表达方法。

语音

感知英语歌曲的韵律。

能力

能够在语境中熟练运用以下句型:

- (1) 祝福他人生日快乐:Happy birthday!
- (2) 赠送礼物:Here’s your present.
- (3) 表达感谢:Thank you!
- (4) 询问年龄并回答:
—How old are you?
—I’m ...

Unit 1 Happy birthday!



基础知识训练

I. 根据图片选出正确单词,将序号填在括号里。

A. cake

B. present

C. pencil

D. chair

E. pen



()



()



()



()



()

II. 根据图片圈出正确的单词。

(1) It's a (**cake** / book).



(2) It's a (**ball** / cat).



(3) It's a (**pencil** / pencils).



(4) It's a (**cat** / panda).



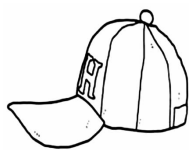
(5) It's a (**dog** / bird).





III. 读一读,判断句子与图片是“√”否“×”相符。

() (1) Here's your cap.



() (2) Here's your pen.



() (3) Here's your book.



() (4) Here's your present.

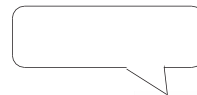


IV. 结合语境选择合适的句子,将序号写在对话框里。

(1) A. Good morning!

B. Goodbye.

Good morning!



(2) A. I'm fine!

B. Thank you!

Here's your present!



(3) A. How are you?

B. How old are you?



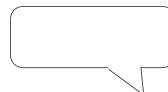
I'm ten.



(4) A. Thank you.

B. I'm nine.

Happy birthday.

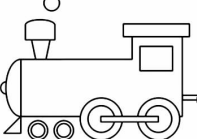
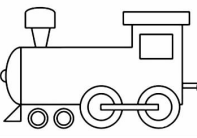
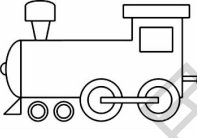



Unit 2 How old are you?



基础知识训练

I. 把不同类的单词所在的车厢涂上你喜欢的颜色。

- (1)  cake pencil pen
- (2)  cat dog cap
- (3)  three present eleven
- (4)  boy girl happy

II. 看图,选择意义匹配的句子。



(1)

()



(3)

()

A. The boy is five.

B. It's a birthday cake.

C. This is a pencil.

D. Here's your present.



(2)

()



(4)

()



综合培优训练

III. 看图,结合语境选择正确答语,将序号填在方框里。

A. I'm Amy.

B. It's a pen.

C. Thank you.

D. I'm ten.

(1) What's this?



(2) How old are you?



(3) Happy birthday!



(4) What's your name?



IV. 读一读,选一选,将正确选项的序号填在横线上。

Name	Age
Sam	9
Tom	6
Ben	12
Sue	8

Sue: How old are you, Ben?

Ben: I'm (1)_____.

Sue: How old are you, Sam?

Sam: I'm (2)_____.

Sue: How old are you, Tom?

Tom: I'm (3)_____.

Sam: How old are you, Sue?

Sue: I'm (4)_____.

A. eleven

B. twelve

C. nine

D. five

E. ten

F. six

G. eight

H. seven

The Ant and the Grasshopper (6)

It's November. It's cold and it's raining. But Ant is very happy. She's got lots of food to eat. Now she can sit in her house and read a book.

Grasshopper is happy, too. She's sitting in a tree. She's singing in the rain!

I sing all day.

And I love to play!

No work for me.

Come and see!

My house is in the garden

with the flowers and birds.

I can sit in a tree.

No work for me!

I sing all day.

And I love to play!

No work for me.

Come and see!

词海拾贝

November 十一月 cold 寒冷的 raining 下雨(rain 的现在分词形式)

品读小思

读一读,选择正确答案,将序号写在括号里。

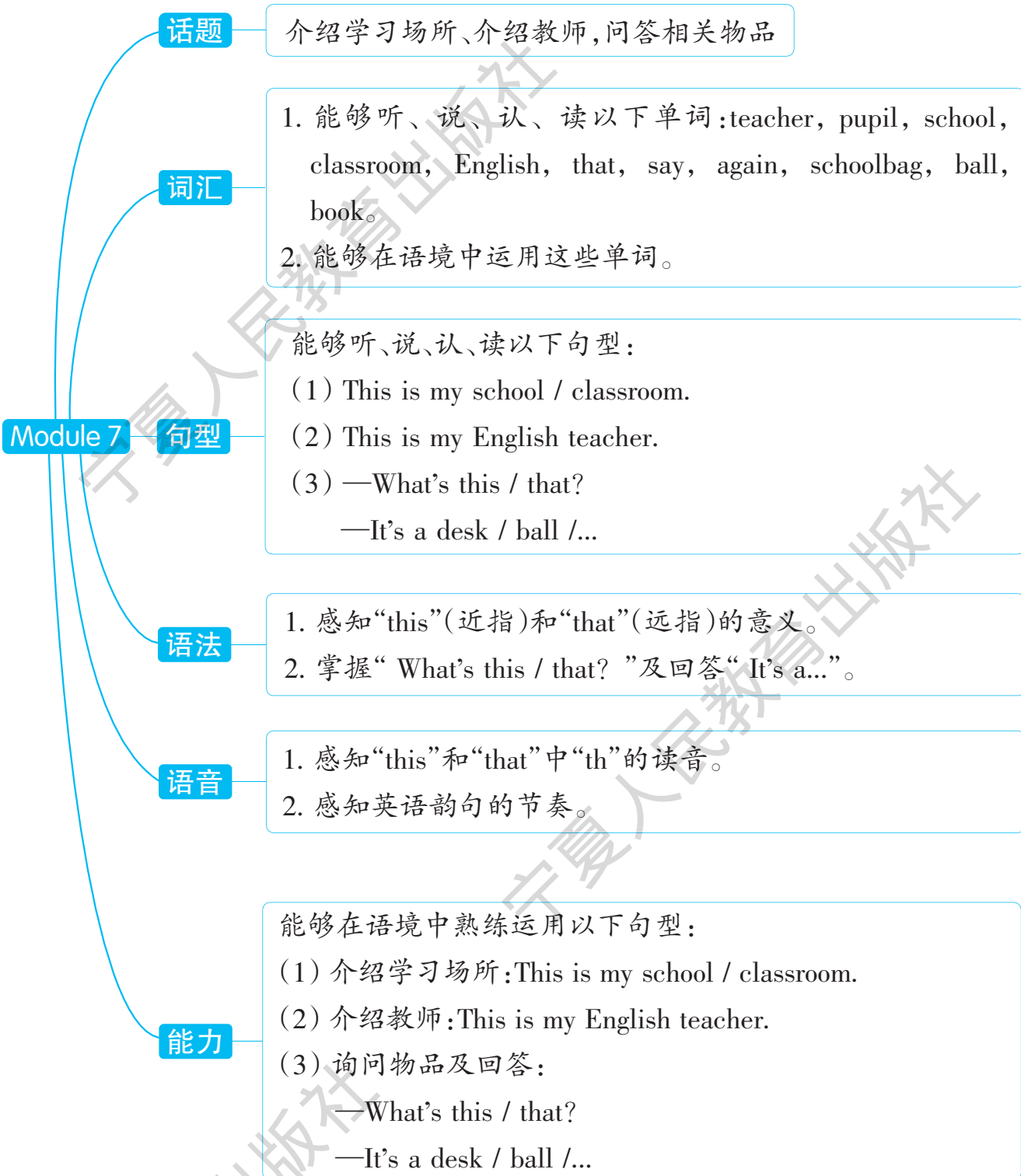
() What's the weather like in November?

A. It's hot and raining.

B. It's cold and raining.

C. It's cool and raining.

模块知识梳理



Unit 1 What's this?



基础知识训练

I. 圈出与图片意思相符的单词。

(1)



(2)



(3)



(4)



book pencil

teacher pupil

school blackboard

bedroom classroom

II. 读一读,选择相符的图片,将序号填在括号里。

() (1) A: What's this?

B: It's a desk.

A.



() (2) A: What's this?

B: It's a chair.

B.



() (3) A: What's this?

B: It's a bird.


C.



() (4) A: What's this?

B: It's a window.


D.



() (5) A: What's this?

B: It's a blackboard.

E.





III. 结合图片选择相应的单词,将序号填在括号里,并给图片涂色。

A. book B. pen C. chair D. schoolbag E. pencil

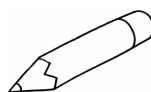
() (1) This is a _____. It's red.



() (2) This is a _____. It's yellow.



() (3) This is a _____. It's blue.



() (4) This is a _____. It's black.



() (5) This is a _____. It's green.




IV. 读一读,判断句子与图片是(√)否(×)相符。

() (1) This is my school.



() (2) This is my English teacher.



() (3) —What's that?

—It's a bird.



() (4) —What's this?

—It's a pencil.



Unit 2 What's that?



基础知识训练

I. 看图,在对应单词旁打“√”。

(1)



ball

bird

(2)



dog

bag

(3)



pen

pencil

(4)



book

bird

(5)



desk

door

(6)



school

chair

II. 选择与下列句子或对话对应的图片。

() (1) This is my school.

() (2) It is a red pen.

A.




B.



A.



B.



() (3) — What's this?

() (4) — What's that?

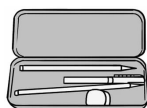
— It's a schoolbag.

— It's a book.

A.



B.



A.



B.





III. 判断下列句子或对话与图片是(T)否(F)相符。

() (1) — What's that?

— It's a schoolbag.



() (2) I am a pupil.



() (3) Look! This is my classroom.



() (4) — This is Miss Li.

— She's a good teacher.



IV. 结合语境选择合适的句子补全对话,将序号填在对话框里。


A. What's this?

B. This is my classroom.

C. Hi, Liu Ming.

D. It's my book.

E. Good afternoon.



Good afternoon.




This is my English teacher, Ms Wang.



(3) _____
And this is my desk.

(4) _____



(5) _____

The Ant and the Grasshopper (7)

It's winter. It's cold and it's snowing. Ant is warm in her small house. She's got lots of food to eat. There is soup, bread and cheese. There are vegetables and cakes.

Grasshopper doesn't want to sing now. She's cold. She's hungry, too! She goes to Ant's house.

She knocks at the door. Knock-knock!

词海拾贝

snowing 下雪(snow 的现在分词形式)

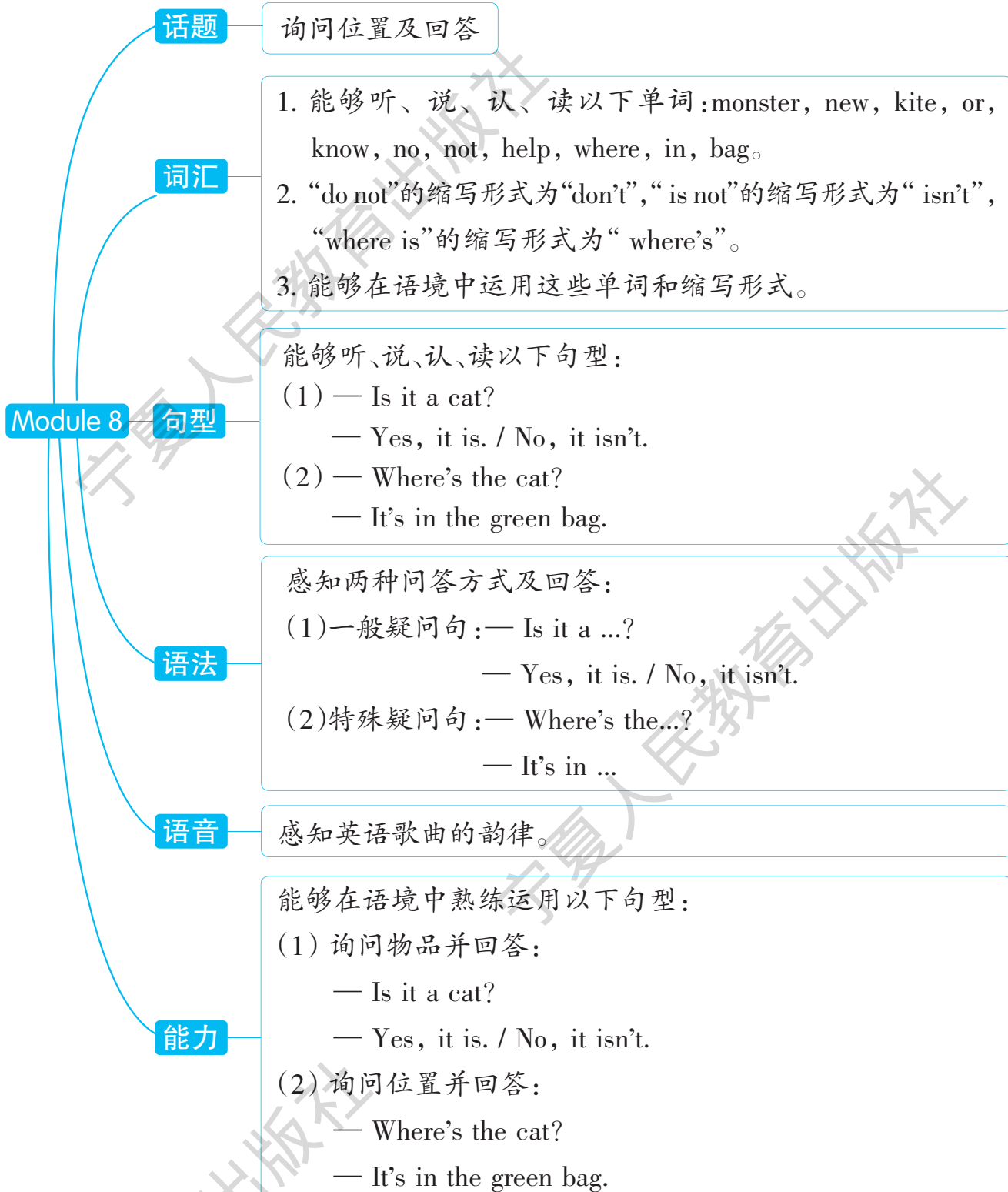
knocks 猛烈敲击(knock 的第三人称单数形式)

品读小思

选择正确答案,在对应的表格内打“√”。

	The Ant	The Grasshopper
(1) She is warm.		
(2) She is hungry.		
(3) She's got lots of food to eat.		
(4) She doesn't want to sing now.		

模块知识梳理

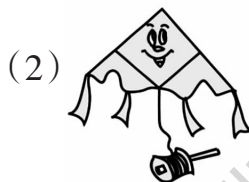



Unit 1 Is it a monster?



基础知识训练

I. 将下列图片与对应的单词连线。



A. kite

B. cat

C. monster

D. dog

II. 结合图片选择正确选项,将序号填在括号里。

() (1) Is it a cat?

A. Yes, it is.


B. No, it isn't.



() (2) Is it a kite?

A. Yes, it is.

B. No, it isn't.



() (3) Is it a bird?

A. Yes, it is.

B. No, it isn't.



() (4) Is it a schoolbag?

A. Yes, it is.

B. No, it isn't.



() (5) Is it a monster?

A. Yes, it is.

B. No, it isn't.





III. 读一读,选择正确选项,将序号填在括号里。

() (1) — Is it a kite?

— Yes, it _____.

A. is

B. isn't

C. doesn't

() (2) — What's this?

— _____ a dog.

A. It's

B. It

C. is

() (3) — What's that?

— I don't _____.

A. not

B. no

C. know

() (4) — Is it a monster?

— _____, it isn't.

A. No

B. Yes

C. Not

IV. 根据情景提示,选择正确选项完成对话,将序号填在相应的横线上。

A. a book

B. it is

C. It's

D. it isn't

(1)

Is it a bag?


Yes, _____.



(2)

Is it a pencil?

No, _____.



(3)

Is it _____?


Yes, it is.



(4)

What's this?

_____ a pencil.




Unit 2 Where's the cat?



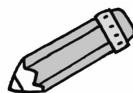
基础知识训练

I. 看图,圈出正确单词。




A. kite B. cat

(2)



A. pen B. pencil



A. cat B. dog

(4)



A. bag B. ball



A. cat B. bird

(6)



A. book B. bag

II. 读一读,选择与句子或对话相符的图片,将序号写在括号里。

() (1) The pen is in the book.

A.



B.



() (2) The pencil is in the cap.

() (3) The book is in the bag.

C.



() (4) — What's this?

— It's a cat.

D.



E.



() (5) — Is it a kite?

— Yes, it is.



III. 读一读,根据句意给图片涂色。

(1) It's a yellow cat.



(2) It's a black dog.



(3) — Is it a green kite?

— No, it's a red kite.



(4) — Where's my book?

— It's in the blue bag.



IV. 根据路线图将句子重新排序组成对话,将序号写在圆圈里。

(1) Four birds.

(2) It's a panda.

(3) What colour(颜色) is it now?



(4) No, it isn't. It's a chameleon.

(5) Wow! Birds! How many birds?

(6) What's that? Is it a monster?

(7) It's blue now.

(8) What's this?



The Ant and the Grasshopper (8)

Ant opens the door. She's got lots of food. There is soup, vegetables and a fruit cake on the table. Mmm, yummy!

Grasshopper is cold and hungry.

Grasshopper wants to come inside Ant's house. But Ant isn't happy.

"In summer you sing all day. But now you're cold and hungry!" says Ant.

"Yes, I'm a singer. In summer I sing all day." says Grasshopper.

"But I work hard. I do the housework and I look for food for the winter. Do you want to sing now?" asks Ant.

"No, I don't want to sing. I'm cold and hungry. Now I understand! I like playing and singing, but work is important too!" says Grasshopper.

"Yes, Grasshopper. There's time for work and time for play!" says Ant.

词海拾贝

inside 向……内 hard 努力地 understand 理解 important 重要的

品读小思

读一读,判断正(√)误(×)。

() (1) Grasshopper works hard.

() (2) Work is important.

() (3) There is no time for work and for play.

(选自《青苹果英语分级阅读 三年级⑤ 蚂蚁和蚱蜢》)