



# Unit 1

## My classroom

### 单元知识梳理

#### Unit 1

##### 话题

教室里的物品、设施及位置

##### 词汇

1. 能够听、说、读、写单词 classroom, window, blackboard, light, picture, door, computer, fan, wall, floor, 并能够在语境中运用这些单词询问并回答物品的位置, 或运用这些单词描述教室里的物品、设施。
2. 能够在语境中理解和运用单词 really, near, TV, clean, help。

##### 重点短语

teacher's desk(讲台), turn on(打开), put up(张贴)

##### 句型

1. 能够听、说、读、写句型: “What’s in the classroom?” “Let’s go and see!” “Where is it?” “It’s near the window.” “Let’s clean the classroom.”
2. 能够在情境中运用句型 “Where is ... ?” “It’s in/on/under/ near the ...” 询问并回答物品的位置。
3. 能够在情境中运用句型 “Let’s / Let me...” 提出行动建议。

##### 语音

1. 能够掌握字母 a-e 的发音规律, 即 a-e 在单词中发长音 /ei/。例如: make, cake, face, name ...
2. 能够读出符合 a-e 发音规律的单词, 并能够根据发音拼写出符合 a-e 发音规律的单词。
3. 能够根据掌握的读音规则, 正确拼读单词。

##### 能力

能够运用重点单词及句型描述教室里的物品、设施及位置。

## 练习一 Part A Let's talk


### 基础知识训练

#### I. 读句子,根据句子描述选择图片,使图文意义匹配。

- ( ) 1. The book is under the car. ( ) 2. The cat is near the chair.
- ( ) 3. The bag is in the desk. ( ) 4. The pen is on the book.



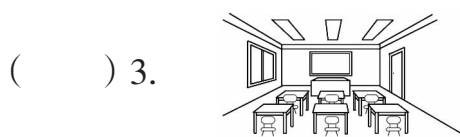
#### II. 根据图片选择正确的句子。




- A. This is our school.  
B. This is our classroom.



- A. The schoolbag is in the desk.  
B. The schoolbag is on the wall.



- A. We have a new classroom.  
B. We have a computer room.



- A. The fan is on the wall.  
B. The fan is on the desk.

### 综合培优训练

#### III. 读对话,选择合适的单词完成对话,并将其写在四线三格上。

1. — Where        it?  
— It's        the window.
2. —        in the classroom?  
— Let's go and see!



## 练习二 Part A Let's learn

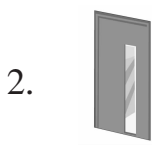
### 基础知识训练

I. 判断下列单词与图片是否相符,相符的画“√”,不符的画“×”。



blackboard

( )



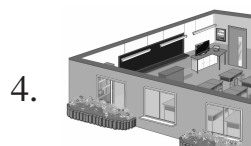
window

( )



picture

( )



light

( )

II. 看图,选择正确的单词。

A. light

B. blackboard

C. window

D. picture

1. Turn on the \_\_\_\_\_.



2. Put up the \_\_\_\_\_.



3. Clean the \_\_\_\_\_.



4. Open the \_\_\_\_\_.



### 综合培优训练


III. 读句子,选择正确的选项,使图文意义匹配。

( ) 1. — We have a new classroom.

— Let's go and see!




A




B

( ) 2. — Where is the cat?

— It's near the desk.



A



B

## 练习三 Part A Let's spell

### 基础知识训练

I. 判断每组单词画线部分发音是(√)否(×)相同。

1. cat bag

( )

2. face name

( )

3. cake game

( )

4. cap hat

( )

5. black hate

( )

6. apple date

( )

II. 读句子,根据图片选择合适的单词填空。

cap cake bag face

1. I can make a \_\_\_\_\_.



2. Carry your \_\_\_\_\_.



3. Wash your \_\_\_\_\_.



4. I have a \_\_\_\_\_.



### 综合培优训练

III. 看图,圈一圈,写一写。



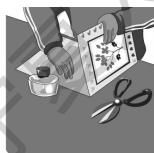
a	a-e
---	-----

\_\_\_\_\_  
\_\_\_\_\_  
\_\_\_\_\_



a	a-e
---	-----

\_\_\_\_\_  
\_\_\_\_\_  
\_\_\_\_\_



a	a-e
---	-----

\_\_\_\_\_  
\_\_\_\_\_  
\_\_\_\_\_



a	a-e
---	-----

\_\_\_\_\_  
\_\_\_\_\_  
\_\_\_\_\_

## 练习四 Part B Let's talk

### 基础知识训练

#### I. 给下列句子选择合适的答语。

- ( ) 1. Where is the picture?  
 ( ) 2. Let's clean the desks!  
 ( ) 3. Let me help you.  
 ( ) 4. I have a new classroom.

- A. OK.  
 B. It's near the window.  
 C. Thank you.  
 D. Really?

#### II. 读句子,给下列句子选择合适的图片,并将其序号填入题前括号里。

- ( ) 1. Let me clean the window.

A.



B.



- ( ) 2. Let me clean the desk.

A.



B.



### 综合培优训练

#### III. 阅读对话,给图片排序。

Lily: Hi, my friends. Let's clean the classroom.

Lucy: OK. Let me clean the blackboard.

Tim: Let me clean the desks.

Lily: Well, let me clean the window.

Jack: Let me clean the door.



( )



( )



( )

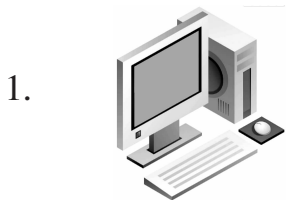


( )


## 练习五 Part B Let's learn

### 基础知识训练

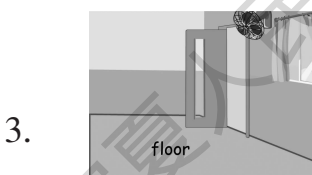
#### I. 看图, 圈出句子中所缺的单词。



It's a new (TV / computer).



Look! This is a nice (fan / light).



The (wall / floor) is so clean.

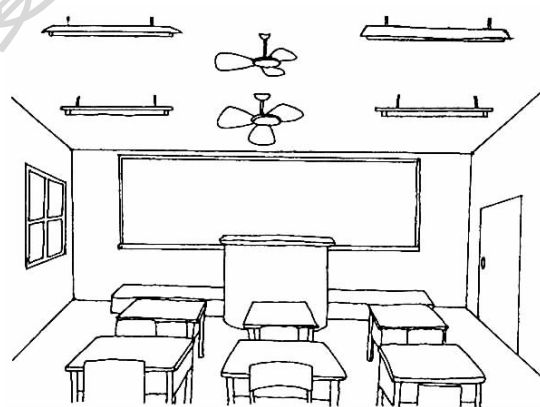


There is a (teacher's desk / chair) near the blackboard.

### 综合培优训练

#### II. 读短文, 将文中提到的物品涂上相应的颜色。



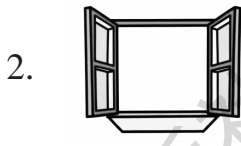
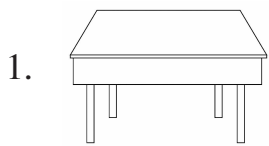
Our new classroom is big. The window is green and white. The wall is blue. The teacher's desk is orange. The desks and chairs are orange, too. The door is brown. The fans are green.



## 练习六 Part B Read and write

### 基础知识训练

#### I. 将图片与对应的单词连线。



A. fan

B. desk

C. window

D. wall

#### II. 看图,读对话,判断下列对话是否正确,正确的打“√”,不正确的打“×”。

( ) 1. A: Where is the dog?

( ) 2. A: Where is the bag?

B: It's in the desk.

B: It's near the desk.

( ) 3. A: Where is the chair?

B: It's on the desk.

( ) 4. A: What's in the picture?

B: A dog, a bag, a desk and a chair.



### 综合培优训练

#### III. 阅读短文,判断正(T)误(F)。

We have a new classroom this term. Look! It's small but clean. You can see six lights in it. They are white. Are the fans white? No, they are green. The desks and chairs are yellow. Can you see the blackboard? Yes, it's near the teacher's desk. What's on the teacher's desk? A computer. And what's on the wall? Two pictures. Where's my desk? It's near the window.

( ) 1. My classroom is big and clean.

( ) 2. You can see six lights in my classroom.

( ) 3. The desks and chairs are green.

( ) 4. The blackboard is near the teacher's desk.

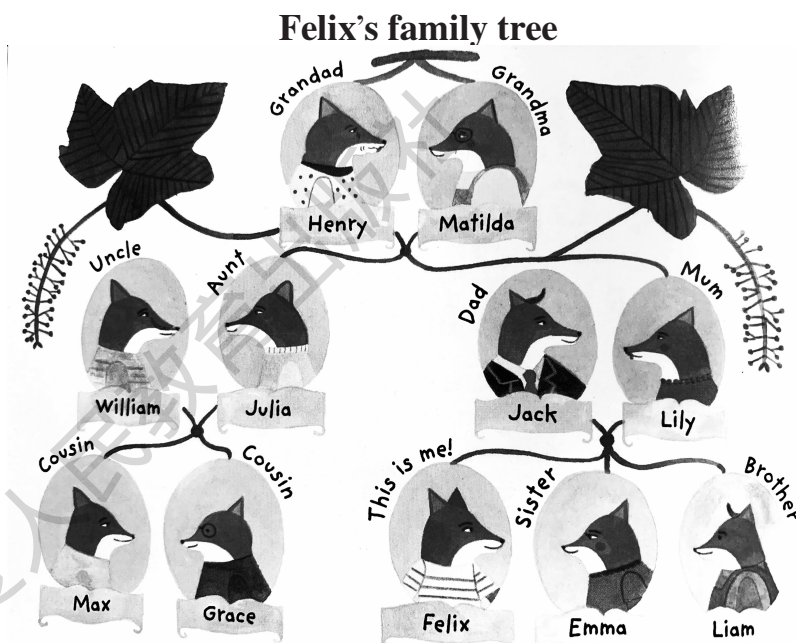
( ) 5. My desk is near the door.



# The Fox and the Grapes(1)



开始阅读之前,大家先来看看菲力克斯的家谱,并完成下面的句子吧!



**Felix**, the fox lives in the woods. He lives with his family. He has a big family, but his family is very lazy. When they can't do something, they stop. They don't try!

## 词海拾贝

Felix [人名] 菲力克斯

lazy 懒惰的

stop 停止

try 尝试

## 品读小思

**Fill in the blanks.** 完成下列句子。

1. Julia is Felix's \_\_\_\_\_.
2. Emma is Felix's \_\_\_\_\_.
3. Max is Felix's \_\_\_\_\_.
4. Jack is Felix's \_\_\_\_\_.
5. Liam is Emma and Felix's \_\_\_\_\_.



# Unit 2

## My schoolbag

### 单元知识梳理

#### Unit 2

##### 话题

书包的颜色、书包里的物品

##### 词汇

1. 能够听、说、读、写单词和词组 schoolbag, storybook, candy, notebook, toy, key, 并正确运用这些单词或词组描述书包里的物品。
2. 能够在语境中理解和运用单词 wow, lost (lose 的过去式), cute。

##### 重点短语

maths book, English book, Chinese book, so much

##### 句型

1. 能够听、说、读、写句型: “What’s in your schoolbag?” “An English book...” “What colour is it?” “It’s...”
2. 能够在情境中运用句型 “What’s in your...?” 询问并回答某处有什么物品。
3. 能够在情境中运用句型 “What colour is it?” “It’s...” 询问并回答物品的颜色。

##### 语音

1. 能够掌握字母组合 i-e 的发音规则, 即 i-e 在单词中发双元音 /ai/。  
例如: five, nice, like, kite, nine
2. 能够读出符合 i-e 发音规则的单词, 并能够根据发音拼写出符合 i-e 发音规则的单词。
3. 能够根据掌握的读音规则, 正确拼读单词。

##### 能力

能够运用重点单词和词组描述自己的书包及书包里的物品。

## 练习一 Part A Let's talk

### 基础知识训练

#### I. 根据图片选择正确的选项。

( ) 1.



A. This is my maths book.

B. This is my English book.

( ) 2.



A. I have a maths book.

B. I have an English book.

( ) 3.



A. This is my storybook.

B. This is my schoolbag.

( ) 4.



A. This is my maths book.

B. This is my Chinese book.

#### II. 选择正确的单词完成句子。

( ) 1. The panda is black \_\_\_\_\_ white.

A. or

B. and

C. to

( ) 2. It's \_\_\_\_\_ fat panda!

A. a

B. an

C. /

( ) 3. What's \_\_\_\_\_ your hand?

A. in

B. at

C. for

### 综合培优训练

#### III. 给下列句子排序,使其组成对话。

( ) Guess.

( ) A pen?

( 1 ) What's in your hand?

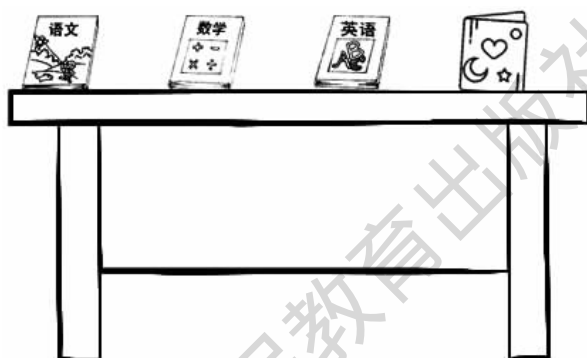
( ) No. It's a crayon.

## 练习二 Part A Let's learn

### 基础知识训练

#### I. 看图,将序号填入相应的括号里。

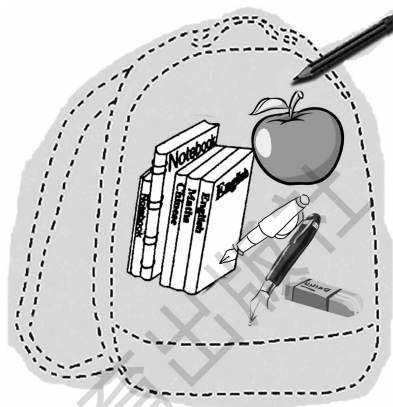
( ) ( ) ( ) ( )



- A. maths book
- B. Chinese book
- C. English book
- D. storybook

#### II. 看图,根据图片内容圈出正确的选项。

- A. an apple, an eraser, two pens, some books
- B. a pencil, an eraser, an apple, two pens, some books



### 综合培优训练

#### III. 读句子,选图片。

- ( ) 1. Put your storybook in your desk.
- ( ) 2. Put your eraser near your pencil box.
- ( ) 3. It's black and white.
- ( ) 4. Put your ruler in your schoolbag.
- ( ) 5. Put a book on your head.



A.



B.



C.



D.



E.

## 练习三 Part A Let's spell

### 基础知识训练

I. 读下列各组单词,给画线部分发音相同的打“√”,发音不同的打“×”。

1. five      fine

(      )

2. ice      pig

(      )

3. it      like

(      )

4. big      fish

(      )

5. rice      kite

(      )

6. English      nice

(      )

II. 看图,选择合适的单词完成下列句子。

six      five      kite      big

1. Show me your \_\_\_\_\_.



2. The elephant is \_\_\_\_\_.



3. Show me \_\_\_\_\_.



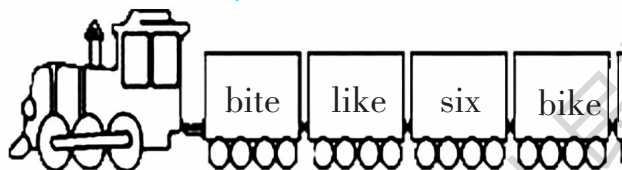
4. I'm \_\_\_\_\_ years old.

5

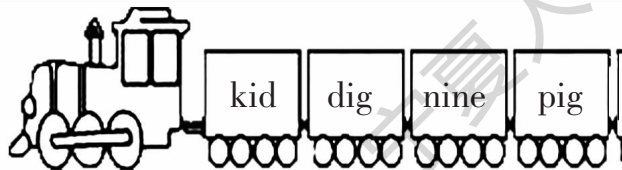
### 综合培优训练

III. 根据字母“a”“i”的读音规律,找出不同类的一项。

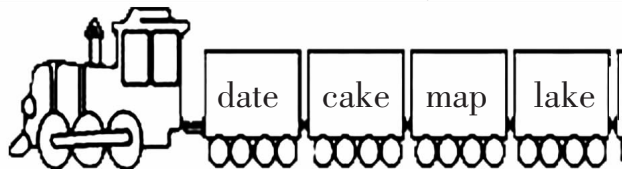
1. (      )



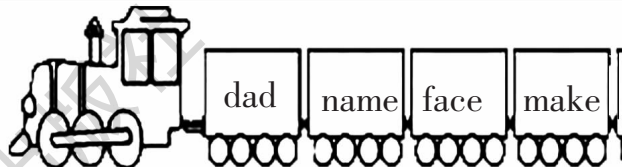
2. (      )



3. (      )



4. (      )



## 练习四 Part B Let's talk



### I. 读对话, 选出适合语境的选项。

- (     ) 1. What colour is your notebook?
- A. It's in the desk.
- B. No, it isn't.
- C. It's yellow and blue.
- (     ) 2. What's in your desk?
- A. I have a pen.
- B. I lost my pen.
- C. Two storybooks.
- (     ) 3. I can't find my pencil box. Where is it?
- A. Yes!
- B. Here it is!
- C. Thank you so much!



### II. 阅读短文, 圈出合适的单词补全短文。

I'm Lucy. I have a new (bags, schoolbag). Look! I have many new (book, books) in it. This is my new Chinese book. It's very (fat, beautiful). This is my maths book. I like (maths, Chinese) very much. That is my English book, and (it's, its) orange. I like it, (to, too). I also have a new pencil box. A ruler, (a, an) eraser, two pens and two pencils are (in, on) it.

## 练习五 Part B Let's learn

### 基础知识训练


#### I. 读单词,选出每组单词中不同类的一项。

- |                     |               |          |
|---------------------|---------------|----------|
| ( ) 1. A. cake      | B. six        | C. egg   |
| ( ) 2. A. toy       | B. boy        | C. girl  |
| ( ) 3. A. storybook | B. maths book | C. candy |
| ( ) 4. A. new       | B. fat        | C. key   |
| ( ) 5. A. candy     | B. crayon     | C. bread |

#### II. 看图,回答问题,在相应的圆圈里打“√”。

问题: What is in the schoolbag?

- |                                    |                                  |
|------------------------------------|----------------------------------|
| <input type="radio"/> a maths book | <input type="radio"/> a key      |
| <input type="radio"/> some candies | <input type="radio"/> a notebook |
| <input type="radio"/> some rulers  | <input type="radio"/> some toys  |



### 综合培优训练

#### III. 选择合适的单词完成对话。

A. have    B. red    C. What    D. many    E. in

Lily: I (1) \_\_\_\_\_ a new schoolbag.

Tim: (2) \_\_\_\_\_ colour is it?

Lily: It's (3) \_\_\_\_\_.

Tim: What's (4) \_\_\_\_\_ your schoolbag?

Lily: Some books, a pencil box, a pen and an eraser.

Tim: How (5) \_\_\_\_\_ books do you have?


Lily: Four.

## 练习六 Part B Read and write

### 基础知识训练

I. 判断下列句子与图意是否相符,相符的打“√”,不相符的打“×”。

( ) 1. I have three toys.



( ) 2. I have some candies.



( ) 3. I have six keys.



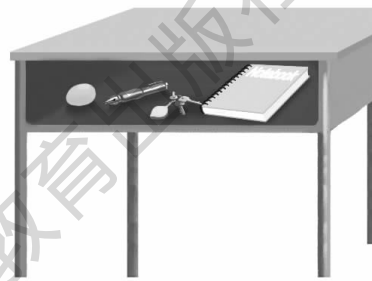
( ) 4. I have two books, a pencil and an apple.



II. 看图,选出正确的单词填入文中。

keys egg pen notebook

I have three \_\_\_\_\_, an \_\_\_\_\_, a \_\_\_\_\_,  
and a \_\_\_\_\_ in my desk.



### 综合培优训练

III. 阅读短文,判断句子正(T)误(F)。

Look ! This is my new schoolbag. It's big. It's blue and white. I have an English book, three notebooks, two toys, four keys and an orange pencil box in it. There are six pencils in the pencil box.

( ) 1. My schoolbag is small. It's blue and white.

( ) 2. I have three English books and four keys.

( ) 3. My pencil box is in my schoolbag.

( ) 4. There are six pencils in the pencil box.



**Henry** is Felix's grandad. Henry likes books. He's looking for an adventure book. The book is on a shelf, but it's too high. Henry can't get the book. What can he do? "Never mind," says Henry. "It's not an interesting book. I don't really need it," says Henry.

词海拾贝

Henry [人名] 亨利

adventure 奇遇, 历险

never mind 没关系

interesting 有趣的

really 确实



**Matilda** is Felix's grandma. Matilda is making a jumper for Felix. She needs some wool. But the market is in the town and the town is too far. What can she do? "Never mind," says Matilda. "It's summer now. Felix doesn't need a jumper," says Matilda.

词海拾贝

Matilda [人名] 玛蒂尔达

jumper 针织套衫

wool 羊毛

market 市场

town 镇

far 远的

品读小思

**Read and answer the questions.** 选择合适的选项回答下列问题。

1. What is Henry looking for? ( )

A. A book.

B. A shelf.

2. Why can't Henry get the book? ( )

A. Because he doesn't really need the book.

B. Because the book is too high on the shelf.

3. What is Matilda doing? ( )

A. She is reading a book.

B. She is making a jumper.



## Unit 3 My friends

### 单元知识梳理

#### Unit 3

##### 话题

描述朋友的性格和外貌特征

##### 词汇

1. 能够听、说、读、写单词 strong, quiet, friendly, hair, shoe, glasses, 能够在语境中运用这些单词询问或回答他人的姓名或身份并能运用这些单词描述人物性格或外貌特征。
2. 能够在语境中理解和运用单词 his, or, right, hat, her。

##### 重点短语

long hair 长头发                      short hair 短头发  
brown shoes 棕色的鞋              blue glasses 蓝色的眼镜  
a green bag 一个绿色的书包

##### 句型

1. 能够听、说、读、写句型: “What’s his name?” “His name is Zhang Peng.” “He’s tall and strong.” “Who’s he?” “He has glasses and his shoes are blue.”
2. 能够在情境中运用句型 “What’s his / her name?” “His / Her name is...” “Who is he / she?” “He / She is...” 询问并回答他人的姓名或身份; 能够在情境中运用句型 “He’s / She’s...” “He/She has...” 描述人物性格和外貌特征。
3. 能够按意群朗读 “He has short hair.” “He has a big green bag.” “What is his name?” 等句子。

##### 语音

1. 能够掌握字母 o-e 的发音规律, 即 o-e 在单词词尾发 / əʊ/。  
例如: nose, note, Coke, Mr Jones...
2. 能够读出符合 o-e 发音规律的单词, 并能够根据发音拼写出符合 o-e 发音规律的单词。
3. 能够根据掌握的读音规则, 正确拼读单词。

##### 能力

能够在语境中运用重点单词及句型描述人物姓名、性格或外貌特征。

## 练习一 Part A Let's talk

### 基础知识训练

#### I. 给下列图片选择正确的句子。

- A. He is short and thin.  
B. She is short and friendly.  
C. He is tall and strong.  
D. She is tall and quiet.

1. ( )



2. ( )



3. ( )



4. ( )



#### II. 选择正确的词语完成句子。

( ) 1. I \_\_\_\_\_ a good friend.

A. have

B. has

C. is

( ) 2. He is tall \_\_\_\_\_ strong.

A. and

B. or

C. is

( ) 3. — What's \_\_\_\_\_ name?

— Amy.

A. my

B. his

C. her

### 综合培优训练

#### III. 给下列句子排序,组成完整的对话。

( ) Really? A man or a woman?

( ) Her name is Sandy.

( ) Mum, I have a new English teacher.

( ) A woman. She's very beautiful.

( ) What's her name?

## 练习二 Part A Let's learn

### 基础知识训练

#### I. 读一读,连一连。



short and thin



tall and strong



quiet



friendly

#### II. 找出下列句子中画线单词的反义词或对应词。

( ) 1. He's a good boy.

A. girl

B. teacher

C. student

( ) 2. My father is tall and strong.

A. short

B. thin

C. quiet

( ) 3. Her name is Lucy.

A. His

B. Your

C. My

### 综合培优训练

#### III. 根据句子选择正确的图片。

( ) 1. It has long ears.

A.



B.



( ) 2. I have a cute duck.

A.



B.



( ) 3. She is a quiet girl.

A.



B.



( ) 4. He has small eyes.

A.



B.



## 练习三 Part A Let's spell

### 基础知识训练

#### I. 根据图片选择正确的选项补全单词。

( ) 1. n\_\_t\_\_book

A. o, e

B. o, o



( ) 2. b\_\_x

A. o

B. a



( ) 3. n\_\_s\_\_

A. e, e

B. o, e



( ) 4. \_\_n

A. i

B. o



#### II. 选出每组单词中与所给单词画线部分读音相同的一项。

( ) 1. note

A. dog

B. not

C. nose

( ) 2. Coke

A. hot

B. on

C. rose

( ) 3. like

A. rice

B. six

C. pig

( ) 4. face

A. cap

B. name

C. map

### 综合培优训练

#### III. 选词填空。

1. I like \_\_\_\_\_.



2. Look! This is my \_\_\_\_\_.



3. Wow! It's a cute \_\_\_\_\_.



coke

home

dog

notebook

## 练习四 Part B Let's talk




### I. 选择正确的词语完成句子。

- ( ) 1. He \_\_\_\_\_ tall and strong.  
A. is B. are C. am
- ( ) 2. His shoes \_\_\_\_\_ blue.  
A. am B. is C. are
- ( ) 3. — What's \_\_\_\_\_ name?  
— Bob.  
A. my B. his C. her

### II. 读句子, 选择正确的图片。

- ( ) 1. She has long hair. Her glasses are nice.
- ( ) 2. He is tall and thin. He has brown shoes.
- ( ) 3. He is short and strong. He has a blue bag.
- ( ) 4. She has short hair. She is friendly.



### III. 选择正确的单词补全短文。

I 1. \_\_\_\_\_ (have / has) a friend. He's a tall 2. \_\_\_\_\_ (boy / girl).  
3. \_\_\_\_\_ (His / Her) name is Sam. He 4. \_\_\_\_\_ (have / has) short hair. He  
has a green bag and his shoes 5. \_\_\_\_\_ (is / are) blue. We are good friends.

## 练习五 Part B Let's learn

### 基础知识训练

#### I. 看图,读句子,选择正确的单词填空。

shoes glasses hair bag nose

1. His        are blue.



2. My        are very big.



3. The elephant has a long       .



4. Nancy has long       .



#### II. 根据所给图片,选择正确的选项。

(     ) 1.



A. The boy is short and thin.

B. The girl is quiet.

(     ) 2.



A. He has black glasses.

B. He has a blue hat.

(     ) 3.



A. She has a green bag.

B. She has green glasses.

### 综合培优训练

#### III. 连词成句。

1. has my blue glasses friend

\_\_\_\_\_

\_\_\_\_\_

\_\_\_\_\_

2. short she has hair

\_\_\_\_\_

\_\_\_\_\_

\_\_\_\_\_

3. his what's name

\_\_\_\_\_

\_\_\_\_\_

\_\_\_\_\_

## 练习六 Part B Read and write

### 基础知识训练

#### I. 看图,判断句子正(T)误(F)。

( ) 1. The boy is quiet.



( ) 2. Look! She has new glasses.



( ) 3. My friend is tall and strong.



### 综合培优训练

#### II. 阅读短文,完成下列各题。

Tim is a cute boy. He is strong. He has big eyes and short hair. He has an orange cap. His shoes are black.

Andy is a girl. She is thin. And she is very friendly. She has small eyes. She has long hair. She has orange shoes.

#### 1. 判断下列句子正(T)误(F)。

( ) Tim is strong and cute.

( ) Andy has small eyes and long hair.

( ) Tim has a blue cap.

( ) Andy is strong and friendly.

( ) Tim and Andy have blue shoes.

#### 2. 根据短文内容填空。

Andy is a girl. She is           . And she is very friendly. She has            eyes. She has            hair. She has            shoes.



## The Fox and the Grapes(3)



Lily is Felix's mum. Lily wants an ice cream. "Where's the ice cream shop?" thinks Lily. The ice cream shop is in the town centre. But it's raining and she doesn't like the rain. What can she do? "Never mind," says Lily. "Ice cream is too cold! I don't really want an ice cream."



Jack is Felix's dad. He is lying on the sofa and is ready to watch the TV. But where's the remote control? The remote control is next to the TV. "Oh, no. I can't reach the remote control!" "Never mind," says Jack. "The TV programmes aren't funny anyway."

### 词海拾贝

Lily [人名] 莉莉

centre 中心

Jack [人名] 杰克

lying 躺

remote control 遥控器

reach 达到

TV programme 电视节目

anyway 反正

### 品读小思

#### I. Tick or cross. 读句子,判断正(√)误(×)。

( ) 1. Felix's mum doesn't like ice cream.

( ) 2. Felix's dad is ready to watch TV.

#### II. Read and fill in the blanks. 读句子,填空。

1. The ice cream shop is in the \_\_\_\_\_.

2. Felix's dad \_\_\_\_\_ (can / can't) reach the remote control.



# Recycle 1

## 基础知识训练

### I. 读句子, 根据图片圈出正确的单词。

1. It's time / nice for English class.



2. The gate / race is open all day.



3. Help! Don't bike / bite me.



4. Look at the cat. It's so nice / rice.



5. The rose / nose is so beautiful.



## 综合培优训练

### II. 选择恰当的特殊疑问词补全对话。

How many

What colour

Where

Who

What

1. — \_\_\_\_\_ is your pen?

— My pen is yellow.

2. — \_\_\_\_\_ is he?

— He is my friend.

3. — \_\_\_\_\_ books are there in your desk?

— Three.

4. — \_\_\_\_\_ is your pencil?

— It's in my pencil box.

5. — \_\_\_\_\_ is in your schoolbag?

— A Chinese book.



## The Fox and the Grapes(4)



**Emma** is Felix's sister. She needs colouring pencils for her picture. Where are they? She can't find them. What can she do? "Never mind," says Emma. "I'm too tired to draw a picture."



**Liam** is Felix's brother. He's in the kitchen. He wants a sweet. The sweets are in a jar, but Liam can't open it. He doesn't try to open the jar. "Never mind," says Liam. "Sweets are bad for my teeth. I don't want them anyway(反正)."

### 词海拾贝

Emma [人名] 艾玛

Liam [人名] 利亚姆

jar 罐子

### 品读小思

#### I. Tick or cross. 读句子,判断正(√)误(×)。

- ( ) 1. Emma is Felix's brother.
- ( ) 2. Liam is in the kitchen.
- ( ) 3. Emma can't find her picture
- ( ) 4. Liam can't open the jar.

#### II. Read and find the sentences. 读一读,写出正确的句子。

1. THEBOOKISONASHELF.

\_\_\_\_\_

2. THESWEETSAREINAJAR.

\_\_\_\_\_



## Unit 4 My home

### 单元知识梳理

#### Unit 4

##### 话题

家里的居室及物品设施

##### 词汇

- 能够听、说、读、写单词 bedroom, living room, study, kitchen, bathroom, bed, sofa, phone, table, fridge, 能够在语境中运用这些单词询问并回答关于家里的居室或物品设施的问题, 或运用这些单词描述家里的居室或物品设施。
- 能够在语境中理解和运用单词 find, them。

##### 重点短语

watch TV 看电视	read a book 看书
have a snack 吃零食	have a nap 小睡一会
take a shower 洗澡	near the phone 在电话旁边
in the door 在门上	

##### 句型

- 能够听、说、读、写句型: “Where is she?” “She’s in the kitchen.” “Open the door, please.” “Look! They’re in the door.”
- 能够在情境中运用句型 “Is she in the ...?” “Yes, she is. / No, she isn’t.” “Where are the...?” “Are they in...?” “Yes, they are. / No, they aren’t.” 询问物品、人物的位置并做出相应判断。
- 能够在情境中运用句型 “Open the door, please.”。

##### 语音

- 能够掌握字母 u-e 的发音规律, 即 u-e 在单词中发长音 /ju:/. 例如: use, cute, excuse, mule, tube...
- 能够读出符合 u-e 发音规律的单词, 并能够根据发音拼写出符合 u-e 发音规律的单词。
- 能够根据掌握的读音规则, 正确拼读单词。

##### 能力

能够在语境中运用重点单词及句型描述家里的居室及物品设施。

## 练习一 Part A Let's talk

### 基础知识训练

#### I. 读一读,圈出每组单词中不同类的一项。

1. A. kitchen  
B. glasses  
C. study

2. A. hand  
B. friendly  
C. cute

3. A. in  
B. near  
C. shoes

4. A. China  
B. your  
C. USA

#### II. 看图,结合情境选择正确的选项。

- ( ) 1. — Dad, where is my football?

— Look! \_\_\_\_\_

A. It's under the desk.

B. It's on the sofa.



- ( ) 2. — Is the pencil near the book?

— \_\_\_\_\_

A. No, it isn't.

B. Yes, it is.



- ( ) 3. — Where are dad and mum?

— They are \_\_\_\_\_.

A. in the living room

B. in the study



- ( ) 4. — Grandma is cooking now. She's in the \_\_\_\_\_.

A. kitchen

B. bedroom



### 综合培优训练

#### III. 读一读,将下列句子排序,组成完整的对话。

Hello! I'm Lily. I have a dog. His name is Shrek. He's cute.



Sorry, I don't know. Mmm. Is he in the study?



Is he in the kitchen?



Grandpa, where is Shrek?



No, he isn't.



Yes, he is. Look! He is eating the dog food now.



## 练习二 Part A Let's learn

### 基础知识训练

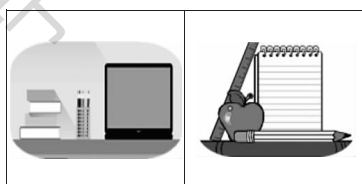
#### I. 根据图片提示书写单词,注意书写规范。



#### II. 读一读,在正确的图片下打“√”。

1. Mike: What's in your study?

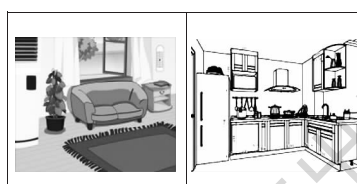
Tim: A computer and many books.



( ) ( )


2. Tom: Is Lily in the living room?

Jack: No. She's in the kitchen.




( ) ( )

3. Go to the bedroom. Have a nap.



( ) ( )

4. Go to the bathroom. Take a shower.



( ) ( )

### 综合培优训练

#### III. 看图,判断句子是(√)否(×)与图片一致。

- ( ) 1. The boy is near the bookshelf(书架).
- ( ) 2. I can see three pictures on the wall.
- ( ) 3. We can read books in the study.



## 练习三 Part A Let's spell

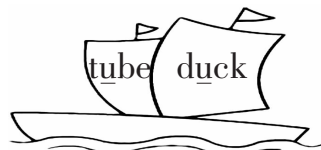
### 基础知识训练

I. 读一读,判断画线部分发音是(√)否(×)相同。


( ) 1.



( ) 2.



( ) 3.



( ) 4.



II. 看图,根据句意结合字母 u 的发音规律,选用正确的字母或字母组合(u/u-e)补全单词。

1.



Stand     p, please.

2.



The little duck is so c     t    .

3.



I can     se the chopsticks (筷子).

4.



Exc     s     me. Where's the zoo?

### 综合培优训练

III. 读一读,判断下列每句中单词画线部分发音是(√)否(×)相同。

( ) 1. Excuse me. Can I use the computer?

( ) 2. The cute duck is in the tube.

## 练习四 Part B Let's talk

### 基础知识训练

#### I. 看图,根据情境选择正确的选项。

A. Yes, they are. B. No, they aren't.

1. — Are the books in the desk?

— \_\_\_\_\_

2. — Are the keys under the desk?

— \_\_\_\_\_

3. — Are the toys near the desk?

— \_\_\_\_\_



#### II. 连词成句(请注意笔顺、大小写及标点符号)。

1. are pencils Where the ?

\_\_\_\_\_

2. on table the they Are ?

\_\_\_\_\_

3. is Mike study in the .

\_\_\_\_\_

### 综合培优训练

#### III. 读一读,选择恰当的答语。

- ( ) 1. Is this your English book?  
 ( ) 2. Are the chairs near the sofa?  
 ( ) 3. What's in your pencil box?  
 ( ) 4. Where are my keys?


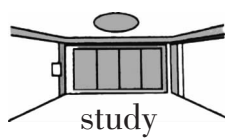
- A. Two pens and a ruler.  
 B. No, they aren't.  
 C. They're in the door.  
 D. Yes, it is.

## 练习五 Part B Let's learn

### 基础知识训练

I. 动动脑, 下面这些物品应该摆放在哪个房间合适呢?

A. desk    B. bed    C. fridge    D. sofa    E. TV    F. shelf(书架)



1. \_\_\_\_\_

2. \_\_\_\_\_

3. \_\_\_\_\_

4. \_\_\_\_\_

II. 读一读, 结合语境选择正确的答案。

(    ) 1. — \_\_\_\_\_ in your bedroom?

— A blue bed, a table and a white chair.

A. Where's

B. Who's

C. What's

(    ) 2. Look at that room. It \_\_\_\_\_ a pink sofa.

A. is

B. has

C. have

### 综合培优训练

III. 看图片, 模仿例句, 完成下列对话。

示例: —Where is the schoolbag?

— It is under the chair.



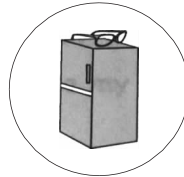
1. — \_\_\_\_\_ is the \_\_\_\_\_?

— It's \_\_\_\_\_ the table.



2. — Where \_\_\_\_\_ the glasses?

— \_\_\_\_\_ on the \_\_\_\_\_.




## 练习六 Part B Read and write

### 基础知识训练

#### I. 选出与所给单词同类的选项,并将其序号填入形状图内。

- A. table B. study C. green D. fridge E. bedroom F. living room  
G. purple H. bed I. kitchen J. white K. sofa L. orange M. TV



bathroom



chair



brown

#### II. 看图,选择恰当的单词填空。

near on under in

- The books are \_\_\_\_\_ the desk.
- The football is \_\_\_\_\_ the chair.
- The bed is \_\_\_\_\_ the room.
- The bag is \_\_\_\_\_ the table.



### 综合培优训练

#### III. 阅读短文,完成下列各题。

My name is Jack. This is my home. It's not big but very nice. There is a living room, a bathroom, a kitchen and two bedrooms. In the living room, there is a big TV, three sofas and a small table. There are three pictures on the wall. My bedroom is here. It's small and clean. There are many books there. I like reading books.

- ( ) 1. There are \_\_\_\_\_ rooms in Jack's home.  
A. six B. five C. four
- ( ) 2. You can see a TV, three sofas and a table in the \_\_\_\_\_.  
A. kitchen B. bedroom C. living room
- ( ) 3. Jack's bedroom is \_\_\_\_\_ and \_\_\_\_\_.  
A. big, clean B. small, nice C. clean, small



## The Fox and the Grapes(5)

Felix's family is very strange.

When they can't do something, they don't try hard and they've always got an excuse. They're very lazy and never do anything. The days are long and very boring!



One day Felix says, "Mum, I'm bored. Can I go for a nice walk in the woods?" "OK," says his mum, "but be carefully and stay near home."

### 词海拾贝

strange 奇怪的

excuse 借口

boring 无聊的

stay 停留

near 靠近

### 品读小思

#### I. Match the parts of the sentences. 选择合适的选项完成句子并连线。

1. Lily

A. wants an ice cream.

2. Jack

B. wants her colouring pencils.

3. Emma

C. goes for a walk.

4. Liam

D. wants the remote control to watch TV.

5. Felix

E. wants a sweet.

#### II. What's your favourite TV programme? Tick(✓). 选择你喜欢的电视节目。

☐ films

☐ cartoons

☐ music programmes

☐ the news

☐ quiz programmes



# Unit 5

## Dinner's ready

### 单元知识梳理

#### Unit 5

##### 话题

食物名称、用餐意愿及餐具使用

##### 词汇

1. 能够听、说、读、写单词和词组 beef, chicken, noodles, soup, vegetables, chopsticks, bowl, fork, knife, spoon, 并正确运用这些单词表达用餐意愿和餐具使用情况。
2. 能够在语境中理解和运用单词 dinner, ready, pass, try。

##### 重点短语

help yourself 为(自己)取用 pass me the bowl 把碗递给我  
use the spoon 使用勺子 today's special 今天的特价菜  
cut the vegetables 切蔬菜 try chopsticks 尝试用筷子

##### 句型

1. 能够听、说、读、写句型: “What's for dinner?” “What would you like (for...)?” “I'd like some..., please.” “Would you like...?” “No, thanks. I can use...”
2. 能够在情境中运用句型 “What would you like (for...)?” “I'd like some..., please.” 征求并表达用餐意愿。
3. 能够在情境中运用句型 “What's for dinner?” 询问用餐的食物。
4. 能够在情境中运用句型 “Help yourself. Would you like ...?” “Yes, please. / No, thanks. I can use ...” 提出用餐建议和餐具使用建议并恰当回应。

##### 语音

1. 能够掌握字母-e 的发音规则, 即在单词中发长音 /i:/。  
例如: me, he, she, we, be...
2. 能够读出符合-e 发音规则的单词, 并能够根据发音拼写出符合-e 发音规则的单词。
3. 能够根据掌握的读音规则, 正确拼读单词。

##### 能力

能够运用重点单词和词组描述用餐意愿和餐具使用情况。

## 练习一 Part A Let's talk

### 基础知识训练

#### I. 读一读, 选择正确的答案。

- ( ) 1. — What's \_\_\_\_\_ dinner?  
A. for B. to C. is
- ( ) 2. — I'm hungry.  
— Have \_\_\_\_\_, please.  
A. some water B. some bread C. some juice
- ( ) 3. — What would you like for lunch(午饭)?  
— \_\_\_\_\_  
A. I like red. B. Great! C. I'd like some chicken.
- ( ) 4. — I'd like some soup, rice and vegetables.  
— \_\_\_\_\_  
A. Thanks! B. OK. Here you are. C. Sorry.

### 综合培优训练

#### II. 根据对话内容完成表格, 在相应的地方打“√”。

A: What would you like for dinner, Sarah?









B: I'd like some rice and fish.

A: What would you like, Mike?

C: Some beef, chicken, noodles and vegetables.

A: What about you, Lily?





D: Some soup, chicken, fruits and rice.

Name								
Lily								
Sarah								
Mike								

## 练习二 Part A Let's learn

### 基础知识训练

#### I. 看图, 选择正确的字母补全单词。

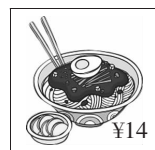
- ( ) 1.  n \_ \_ dles      A. oe      B. oo
- ( ) 2.  b \_ \_ f      A. ee      B. ea
- ( ) 3.  s \_ \_ p      A. ou      B. eo
- ( ) 4.  ch \_ \_ ken      A. in      B. ic

#### II. 读一读, 选出与句中画线部分单词属于同类的一项。

- ( ) 1. — Where is dad?  
— He's in the kitchen and he's cooking.  
A. maths book      B. study      C. mango juice
- ( ) 2. — Have some oranges, please.  
A. water      B. vegetables      C. bananas
- ( ) 3. — How much is the fish?  
— Seven yuan.  
A. beef      B. noodles      C. milk

### 综合培优训练

#### III. 看图, 根据提示补全句子。



1. — I'd like some \_\_\_\_\_. — OK. 20 yuan, please.
2. I have \_\_\_\_\_ yuan. I'd like a hamburger(汉堡).
3. The \_\_\_\_\_ are delicious(美味的). They are 14 yuan.
4. — I'd like some \_\_\_\_\_ and \_\_\_\_\_.  
— 17 yuan in total(总计).

## 练习三 Part A Let's spell

### 基础知识训练

I. 判断下列单词画线部分发音是(√)否(×)相同。



1. A. she B. let



2. A. ut B. use



3. A. leg B. pencil



4. A. dog B. home



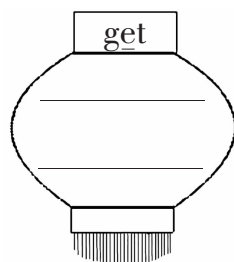
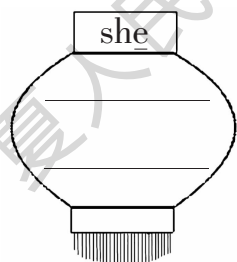
5. A. me B. we



6. A. rice B. like

II. 读一读,找出与所给单词画线字母发音相同的一项,并将其序号填在横线上。

A. he B. red C. pen D. we



### 综合培优训练

III. 选择合适的单词补全句子,注意规范书写。

rice he pencil we

1.



This is my little brother. \_\_\_\_\_ is 6 years old.

2.



Where is my \_\_\_\_\_? I can't find it.

3.



I'd like some \_\_\_\_\_ and fish for dinner.

4.



\_\_\_\_\_ are family. I love my mum and dad.

## 练习四 Part B Let's talk

### 基础知识训练

#### I. 读句子,圈出正确的单词。

1. — (Do / Would) you like some hamburgers? —No, thanks.
2. — Kids, dinner (is / has) ready. Help (youself / yourself).
3. — What would you like?  
— I (would / don't) like some (beef / noodle).

#### II. 读对话,判断图文是(√)否(×)一致。

- ( ) 1. — Can I have some fruits?

— Sure. Here you are.



- ( ) 2. — What would you like for breakfast(早饭)?

— I'd like some bread, an egg and some milk.



- ( ) 3. — I have ten yuan. I can have a hot dog.



### 综合培优训练

#### III. 读句子,选择合适的选项补全对话。

- A. Can I have a knife and fork, please?  
B. What would you like for dinner, Tim?  
C. Here you are.  
D. Would you like some chicken and vegetables, too?



1. \_\_\_\_\_

I'm so hungry. I'd like some beef, soup and rice.



2. \_\_\_\_\_

Yes, mum. Thank you!



Dinner's ready.

Wow! What a big dinner! 3. \_\_\_\_\_



Sure. 4. \_\_\_\_\_

Thanks. Mum. I love you.



## 练习五 Part B Let's learn

### 基础知识训练

#### I. 看一看,连一连。



plate      bowl      knife      chopsticks      spoon      fork

#### II. 判断下列句子与图片是(√)否(×)相符。

(      ) 1. Pass me the knife and fork, please.



(      ) 2. I can use chopsticks for noodles.



(      ) 3. I'd like a spoon to have some soup.



### 综合培优训练

#### III. 按照正确的顺序为下列图片排序,并大声读一读。

1. Pass me the bowl.      2. Pass me the knife.      3. Cut the vegetables.
4. Use the spoon.      5. Use the fork.      6. Now let's try it!




(      )




(      )



(      )



(      )



(      )



(      )

## 练习六 Part B Read and write

### 基础知识训练

#### I. 选出每组单词中不同类的一项。

- (     ) 1. A. bowl                      B. soup                      C. fork
- (     ) 2. A. beef                      B. knife                      C. noodles
- (     ) 3. A. spoon                      B. try                      C. pass
- (     ) 4. A. salad                      B. fridge                      C. hamburger

#### II. 连词成句( 请注意笔顺、大小写及标点符号 )。

1. some, like, dinner, I, for, would, beef (.)

\_\_\_\_\_

\_\_\_\_\_

\_\_\_\_\_

2. me, the, fork, Pass, and, please, knife (.)

\_\_\_\_\_

\_\_\_\_\_

\_\_\_\_\_

### 综合培优训练

#### III. 看图, 结合语境补全短文。

It's dinner time. Zoom and Zip are in a restaurant.

Zoom would like some

\_\_\_\_\_

\_\_\_\_\_

\_\_\_\_\_



and

\_\_\_\_\_

\_\_\_\_\_

\_\_\_\_\_



He can use the

\_\_\_\_\_

\_\_\_\_\_

\_\_\_\_\_



and

\_\_\_\_\_

\_\_\_\_\_

\_\_\_\_\_



. Zip would like some

\_\_\_\_\_

\_\_\_\_\_

\_\_\_\_\_



and fish.

What a big dinner!



## The Fox and the Grapes(6)



Felix is happy. It's nice outside. He has lots of adventures. He runs with the rabbits, he sits under the branches, he jumps over the tree trunks, he picks flowers and collects mushrooms. And later he swims in the river.

Felix likes the countryside. But he's very lazy and now he's tired! He sits on the grass and soon he's sleeping. Felix is dreaming. He's dreaming about grapes. He's dreaming about big, sweet grapes!

It's four o'clock. Felix wakes up. He opens his eyes and thinks of his dream. Felix is hungry. "Maybe I can find big, sweet grapes!" thinks Felix.

### 词海拾贝

branch 树枝

trunk 树干

collect 收集

mushroom 蘑菇

countryside 乡村

dream 做梦

### 品读小思

**Read and answer the question.** 选择合适的选项回答下列问题。

( ) 1. \_\_\_\_\_ is happy.

A. Rabbits

B. The fox

C. Flowers

( ) 2. Felix has lots of adventures. Which one is not correct(正确)?

A. He collects mushrooms.

B. He swims in the sea.

C. He runs with the rabbits.

( ) 3. Felix dreams about \_\_\_\_\_.

A. fish

B. water

C. grapes

( ) 4. Felix likes the \_\_\_\_\_.

A. dream

B. branches

C. countryside