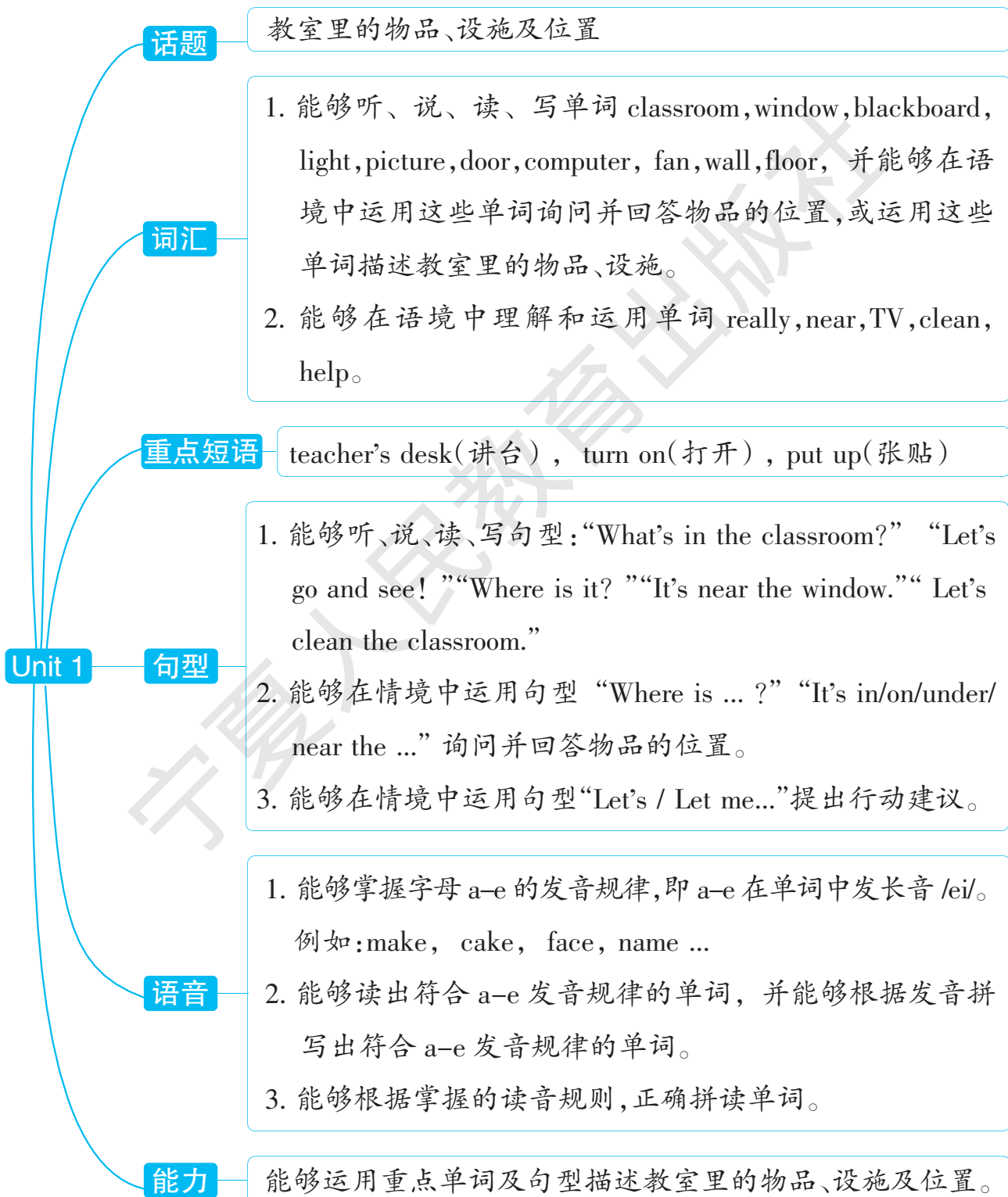




Unit 1

My classroom

单元知识梳理



练习一 Part A Let's talk


基础知识训练

I. 读句子,根据句子描述选择图片,使图文意义匹配。

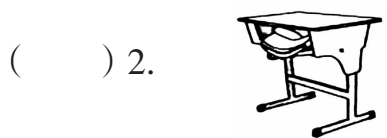
- () 1. The book is under the car. () 2. The cat is near the chair.
- () 3. The bag is in the desk. () 4. The pen is on the book.



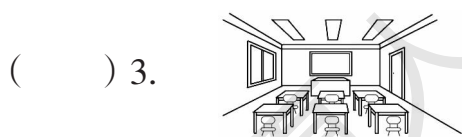
II. 根据图片选择正确的句子。



- A. This is our school.
B. This is our classroom.



- A. The schoolbag is in the desk.
B. The schoolbag is on the wall.



- A. We have a new classroom.
B. We have a computer room.

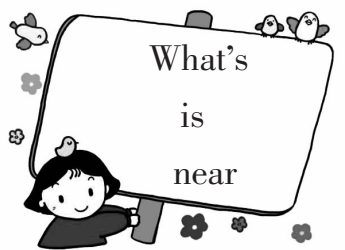


- A. The fan is on the wall.
B. The fan is on the desk.

综合培优训练

III. 读对话,选择合适的单词完成对话,并将其写在四线三格上。

1. — Where it?
— It's the window.
2. — in the classroom?
— Let's go and see!



练习二 Part A Let's learn

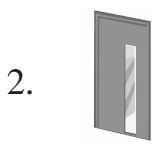
基础知识训练

I. 判断下列单词与图片是否相符,相符的画“√”,不符的画“×”。




blackboard

()



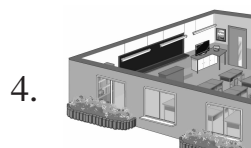
window

()



picture

()



light

()

II. 看图,选择正确的单词。


A. light

B. blackboard

C. window

D. picture

1. Turn on the _____.



2. Put up the _____.



3. Clean the _____.



4. Open the _____.



综合培优训练


III. 读句子,选择正确的选项,使图文意义匹配。

() 1. — We have a new classroom.

— Let's go and see!




A




B

() 2. — Where is the cat?

— It's near the desk.



A



B

练习三 Part A Let's spell

基础知识训练

I. 判断每组单词画线部分发音是(√)否(×)相同。

1. cat bag

()

2. face name

()

3. cake game

()

4. cap hat

()

5. black hate

()

6. apple date

()

II. 读句子,根据图片选择合适的单词填空。

cap cake bag face

1. I can make a _____.



2. Carry your _____.



3. Wash your _____.



4. I have a _____.



综合培优训练

III. 看图,圈一圈,写一写。



a	a-e
---	-----



a	a-e
---	-----



a	a-e
---	-----



a	a-e
---	-----

练习四 Part B Let's talk

基础知识训练

I. 给下列句子选择合适的答语。

- () 1. Where is the picture?
 () 2. Let's clean the desks!
 () 3. Let me help you.
 () 4. I have a new classroom.

- A. OK.
 B. It's near the window.
 C. Thank you.
 D. Really?

II. 读句子,给下列句子选择合适的图片,并将其序号填入题前括号里。

- () 1. Let me clean the window.

A.



B.



- () 2. Let me clean the desk.

A.



B.



综合培优训练

III. 阅读对话,给图片排序。

Lily: Hi, my friends. Let's clean the classroom.

Lucy: OK. Let me clean the blackboard.

Tim: Let me clean the desks.

Lily: Well, let me clean the window.

Jack: Let me clean the door.



()



()



()

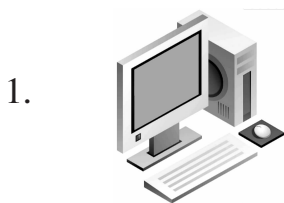


()


练习五 Part B Let's learn

基础知识训练

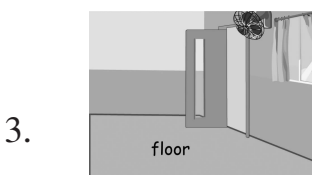
I. 看图, 圈出句子中所缺的单词。



It's a new (TV / computer).



Look! This is a nice (fan / light).



The (wall / floor) is so clean.

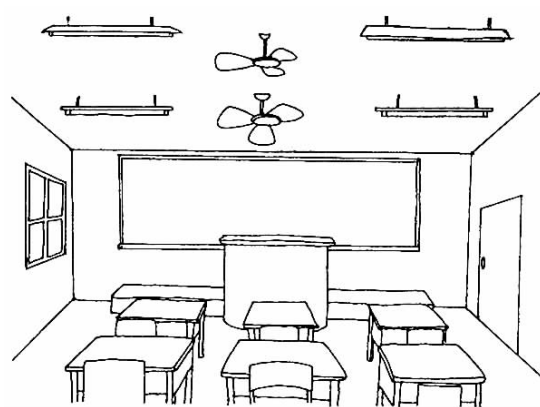


There is a (teacher's desk / chair) near the blackboard.

综合培优训练

II. 读短文, 将文中提到的物品涂上相应的颜色。

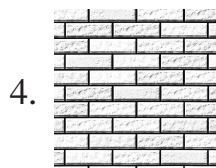

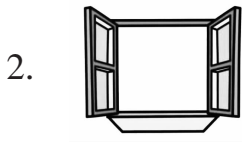
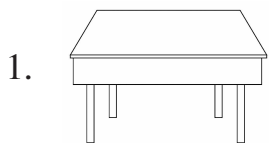
Our new classroom is big. The window is green and white. The wall is blue. The teacher's desk is orange. The desks and chairs are orange, too. The door is brown. The fans are green.



练习六 Part B Read and write

基础知识训练

I. 将图片与对应的单词连线。



A. fan

B. desk

C. window

D. wall

II. 看图,读对话,判断下列对话是否正确,正确的打“√”,不正确的打“×”。

() 1. A: Where is the dog?

B: It's in the desk.

() 2. A: Where is the bag?

B: It's near the desk.

() 3. A: Where is the chair?

B: It's on the desk.

() 4. A: What's in the picture?

B: A dog, a bag, a desk and a chair.



综合培优训练

III. 阅读短文,判断正(T)误(F)。

We have a new classroom this term. Look! It's small but clean. You can see six lights in it. They are white. Are the fans white? No, they are green. The desks and chairs are yellow. Can you see the blackboard? Yes, it's near the teacher's desk. What's on the teacher's desk? A computer. And what's on the wall? Two pictures. Where's my desk? It's near the window.

() 1. My classroom is big and clean.

() 2. You can see six lights in my classroom.

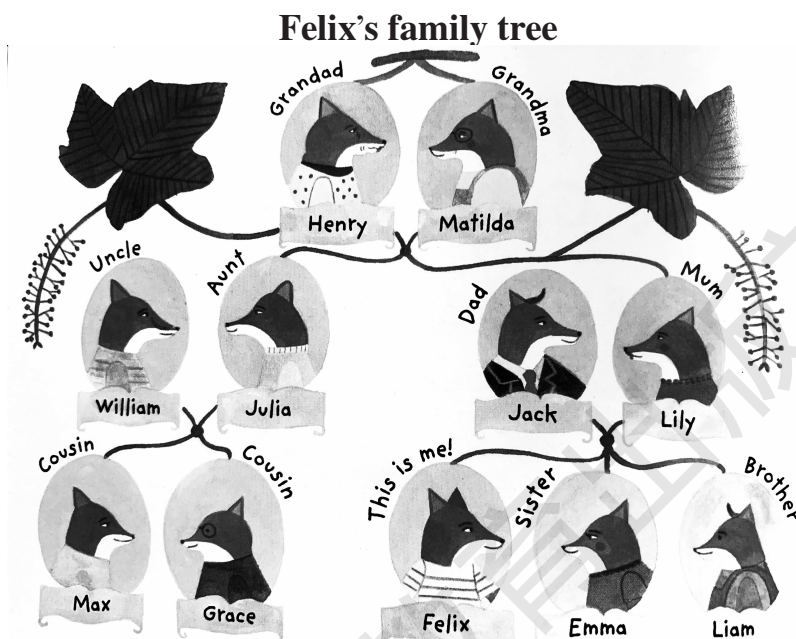
() 3. The desks and chairs are green.

() 4. The blackboard is near the teacher's desk.

() 5. My desk is near the door.



开始阅读之前,大家先来看看菲力克斯的家谱,并完成下面的句子吧!



Felix, the fox lives in the woods. He lives with his family. He has a big family, but his family is very lazy. When they can't do something, they stop. They don't try!

词海拾贝

Felix [人名] 菲力克斯

lazy 懒惰的

stop 停止

try 尝试

品读小思

Fill in the blanks. 完成下列句子。

1. Julia is Felix's _____.
2. Emma is Felix's _____.
3. Max is Felix's _____.
4. Jack is Felix's _____.
5. Liam is Emma and Felix's _____.



Unit 2

My schoolbag

单元知识梳理

Unit 2

话题

书包的颜色、书包里的物品

词汇

1. 能够听、说、读、写单词和词组 schoolbag, storybook, candy, notebook, toy, key, 并正确运用这些单词或词组描述书包里的物品。
2. 能够在语境中理解和运用单词 wow, lost (lose 的过去式), cute。

重点短语

maths book, English book, Chinese book, so much

句型

1. 能够听、说、读、写句型: “What’s in your schoolbag?” “An English book...” “What colour is it?” “It’s...”
2. 能够在情境中运用句型 “What’s in your...?” 询问并回答某处有什么物品。
3. 能够在情境中运用句型 “What colour is it?” “It’s...” 询问并回答物品的颜色。

语音

1. 能够掌握字母组合 i-e 的发音规则, 即 i-e 在单词中发双元音 /ai/。
例如: five, nice, like, kite, nine
2. 能够读出符合 i-e 发音规则的单词, 并能够根据发音拼写出符合 i-e 发音规则的单词。
3. 能够根据掌握的读音规则, 正确拼读单词。

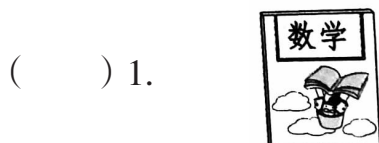
能力

能够运用重点单词和词组描述自己的书包及书包里的物品。

练习一 Part A Let's talk

基础知识训练

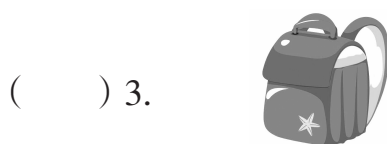
I. 根据图片选择正确的选项。




- A. This is my maths book.
B. This is my English book.



- A. I have a maths book.
B. I have an English book.



- A. This is my storybook.
B. This is my schoolbag.



- A. This is my maths book.
B. This is my Chinese book.

II. 选择正确的单词完成句子。

- () 1. The panda is black _____ white.
A. or B. and C. to
- () 2. It's _____ fat panda!
A. a B. an C. /
- () 3. What's _____ your hand?
A. in B. at C. for

综合培优训练

III. 给下列句子排序,使其组成对话。

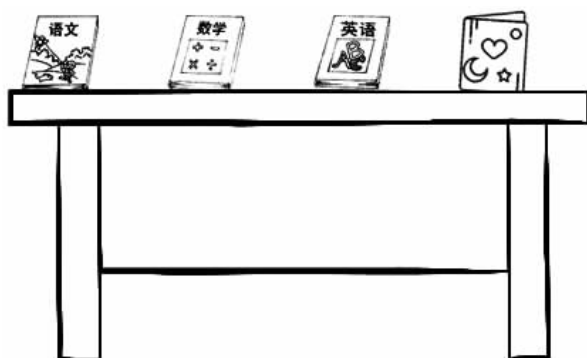
- () Guess.
() A pen?
(1) What's in your hand?
() No. It's a crayon.

练习二 Part A Let's learn

基础知识训练

I. 看图,将序号填入相应的括号里。

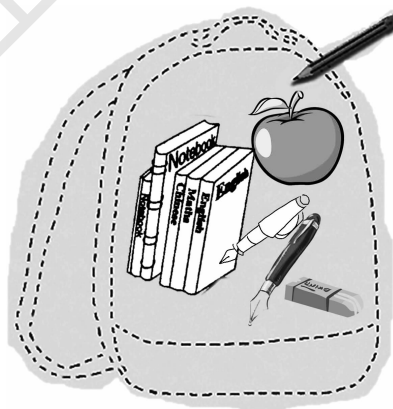
() () () ()



- A. maths book
- B. Chinese book
- C. English book
- D. storybook

II. 看图,根据图片内容圈出正确的选项。

- A. an apple, an eraser, two pens, some books
- B. a pencil, an eraser, an apple, two pens, some books



综合培优训练

III. 读句子,选图片。

- () 1. Put your storybook in your desk.
- () 2. Put your eraser near your pencil box.
- () 3. It's black and white.
- () 4. Put your ruler in your schoolbag.
- () 5. Put a book on your head.



A.



B.



C.



D.



E.

练习三 Part A Let's spell

基础知识训练

I. 读下列各组单词,给画线部分发音相同的打“√”,发音不同的打“×”。

1. five fine
()

2. ice pig
()

3. it like
()

4. big fish
()

5. rice kite
()

6. English nice
()

II. 看图,选择合适的单词完成下列句子。

six five kite big

1. Show me your _____ .



2. The elephant is _____ .



3. Show me _____ .



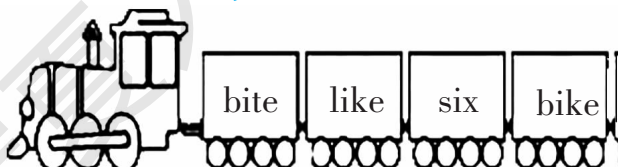
4. I'm _____ years old.

5

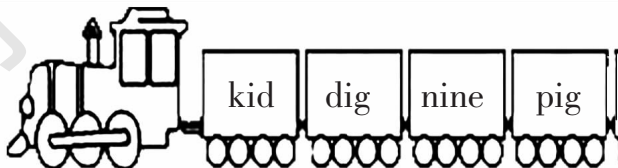
综合培优训练

III. 根据字母“a”“i”的读音规律,找出不同类的一项。

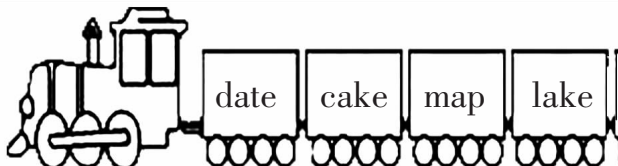
1. ()



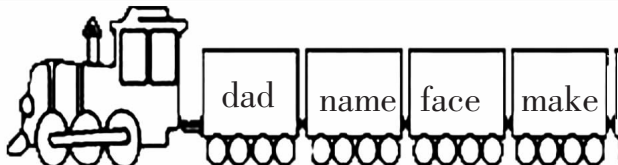
2. ()



3. ()



4. ()



练习四 Part B Let's talk



I. 读对话, 选出适合语境的选项。

() 1. What colour is your notebook?

- A. It's in the desk.
- B. No, it isn't.
- C. It's yellow and blue.

() 2. What's in your desk?

- A. I have a pen.
- B. I lost my pen.
- C. Two storybooks.

() 3. I can't find my pencil box. Where is it?

- A. Yes!
- B. Here it is!
- C. Thank you so much!



II. 阅读短文, 圈出合适的单词补全短文。

I'm Lucy. I have a new (bags, schoolbag). Look! I have many new (book, books) in it. This is my new Chinese book. It's very (fat, beautiful). This is my maths book. I like (maths, Chinese) very much. That is my English book, and (it's, its) orange. I like it, (to, too). I also have a new pencil box. A ruler, (a, an) eraser, two pens and two pencils are (in, on) it.

练习五 Part B Let's learn

基础知识训练

I. 读单词,选出每组单词中不同类的一项。

- | | | |
|---------------------|---------------|----------|
| () 1. A. cake | B. six | C. egg |
| () 2. A. toy | B. boy | C. girl |
| () 3. A. storybook | B. maths book | C. candy |
| () 4. A. new | B. fat | C. key |
| () 5. A. candy | B. crayon | C. bread |

II. 看图,回答问题,在相应的圆圈里打“√”。

问题: What is in the schoolbag?

- | | |
|------------------------------------|----------------------------------|
| <input type="radio"/> a maths book | <input type="radio"/> a key |
| <input type="radio"/> some candies | <input type="radio"/> a notebook |
| <input type="radio"/> some rulers | <input type="radio"/> some toys |



综合培优训练

III. 选择合适的单词完成对话。

A. have B. red C. What D. many E. in

Lily: I (1) _____ a new schoolbag.

Tim: (2) _____ colour is it?

Lily: It's (3) _____.

Tim: What's (4) _____ your schoolbag?

Lily: Some books, a pencil box, a pen and an eraser.

Tim: How (5) _____ books do you have?


Lily: Four.

练习六 Part B Read and write

基础知识训练

I. 判断下列句子与图意是否相符,相符的打“√”,不相符的打“×”。

() 1. I have three toys.



() 2. I have some candies.



() 3. I have six keys.



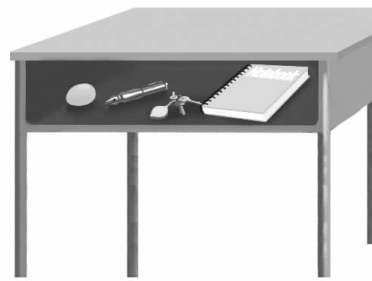
() 4. I have two books, a pencil and an apple.



II. 看图,选出正确的单词填入文中。

keys egg pen notebook

I have three _____, an _____, a _____,
and a _____ in my desk.



综合培优训练

III. 阅读短文,判断句子正(T)误(F)。

Look ! This is my new schoolbag. It's big. It's blue and white. I have an English book, three notebooks, two toys, four keys and an orange pencil box in it. There are six pencils in the pencil box.

() 1. My schoolbag is small. It's blue and white.

() 2. I have three English books and four keys.

() 3. My pencil box is in my schoolbag.

() 4. There are six pencils in the pencil box.



Henry is Felix's grandad. Henry likes books. He's looking for an adventure book. The book is on a shelf, but it's too high. Henry can't get the book. What can he do? "Never mind," says Henry. "It's not an interesting book. I don't really need it," says Henry.

词海拾贝

Henry [人名] 亨利

adventure 奇遇, 历险

never mind 没关系

interesting 有趣的

really 确实



Matilda is Felix's grandma. Matilda is making a jumper for Felix. She needs some wool. But the market is in the town and the town is too far. What can she do? "Never mind," says Matilda. "It's summer now. Felix doesn't need a jumper," says Matilda.

词海拾贝

Matilda [人名] 玛蒂尔达

jumper 针织套衫

wool 羊毛

market 市场

town 镇

far 远的

品读小思

Read and answer the questions. 选择合适的选项回答下列问题。

1. What is Henry looking for? ()

A. A book.

B. A shelf.

2. Why can't Henry get the book? ()

A. Because he doesn't really need the book.

B. Because the book is too high on the shelf.

3. What is Matilda doing? ()

A. She is reading a book.

B. She is making a jumper.



Unit 3

My friends

单元知识梳理

Unit 3

话题

描述朋友的性格和外貌特征

词汇

1. 能够听、说、读、写单词 strong, quiet, friendly, hair, shoe, glasses, 能够在语境中运用这些单词询问或回答他人的姓名或身份并能运用这些单词描述人物性格或外貌特征。
2. 能够在语境中理解和运用单词 his, or, right, hat, her。

重点短语

long hair 长头发 short hair 短头发
brown shoes 棕色的鞋 blue glasses 蓝色的眼镜
a green bag 一个绿色的书包

句型

1. 能够听、说、读、写句型: “What’s his name?” “His name is Zhang Peng.” “He’s tall and strong.” “Who’s he?” “He has glasses and his shoes are blue.”
2. 能够在情境中运用句型 “What’s his / her name?” “His / Her name is...” “Who is he / she?” “He / She is...” 询问并回答他人的姓名或身份; 能够在情境中运用句型 “He’s / She’s...” “He/She has...” 描述人物性格和外貌特征。
3. 能够按意群朗读 “He has short hair.” “He has a big green bag.” “What is his name?” 等句子。

语音

1. 能够掌握字母 o-e 的发音规律, 即 o-e 在单词词尾发 / əʊ/。
例如: nose, note, Coke, Mr Jones...
2. 能够读出符合 o-e 发音规律的单词, 并能够根据发音拼写出符合 o-e 发音规律的单词。
3. 能够根据掌握的读音规则, 正确拼读单词。

能力

能够在语境中运用重点单词及句型描述人物姓名、性格或外貌特征。

练习一 Part A Let's talk

基础知识训练

I. 给下列图片选择正确的句子。

- A. He is short and thin.
B. She is short and friendly.
C. He is tall and strong.
D. She is tall and quiet.

1. ()



2. ()



3. ()



4. ()



II. 选择正确的词语完成句子。

() 1. I _____ a good friend.

A. have

B. has

C. is

() 2. He is tall _____ strong.

A. and

B. or

C. is

() 3. — What's _____ name?

— Amy.

A. my

B. his

C. her

综合培优训练

III. 给下列句子排序,组成完整的对话。

() Really? A man or a woman?

() Her name is Sandy.

() Mum, I have a new English teacher.


() A woman. She's very beautiful.

() What's her name?

练习二 Part A Let's learn

基础知识训练

I. 读一读,连一连。



short and thin

tall and strong

quiet

friendly

II. 找出下列句子中画线单词的反义词或对应词。

() 1. He's a good boy.

A. girl

B. teacher

C. student

() 2. My father is tall and strong.

A. short

B. thin

C. quiet

() 3. Her name is Lucy.

A. His

B. Your

C. My

综合培优训练

III. 根据句子选择正确的图片。

() 1. It has long ears.

A.



B.



() 2. I have a cute duck.

A.



B.



() 3. She is a quiet girl.

A.



B.



() 4. He has small eyes.

A.



B.



练习三 Part A Let's spell

基础知识训练

I. 根据图片选择正确的选项补全单词。

() 1. n__t__book

A. o, e

B. o, o



() 2. b__x

A. o

B. a



() 3. n__s__

A. e, e

B. o, e



() 4. __n

A. i

B. o



II. 选出每组单词中与所给单词画线部分读音相同的一项。

() 1. note

A. dog

B. not

C. nose

() 2. Coke

A. hot

B. on

C. rose

() 3. like

A. rice

B. six

C. pig

() 4. face

A. cap

B. name

C. map

综合培优训练

III. 选词填空。

1. I like _____.



2. Look! This is my _____.



3. Wow! It's a cute _____.



coke

home

dog

notebook

练习四 Part B Let's talk



I. 选择正确的词语完成句子。

() 1. He _____ tall and strong.

A. is

B. are

C. am

() 2. His shoes _____ blue.

A. am

B. is

C. are

() 3. — What's _____ name?

— Bob.

A. my

B. his

C. her


II. 读句子,选择正确的图片。

() 1. She has long hair. Her glasses are nice.

() 2. He is tall and thin. He has brown shoes.

() 3. He is short and strong. He has a blue bag.

() 4. She has short hair. She is friendly.



III. 选择正确的单词补全短文。

I 1. _____ (have / has) a friend. He's a tall 2. _____ (boy / girl).
3. _____ (His / Her) name is Sam. He 4. _____ (have / has) short hair. He
has a green bag and his shoes 5. _____ (is / are) blue. We are good friends.

练习五 Part B Let's learn

基础知识训练

I. 看图,读句子,选择正确的单词填空。

shoes glasses hair bag nose

1. His _____ are blue.



2. My _____ are very big.



3. The elephant has a long _____.



4. Nancy has long _____.



II. 根据所给图片,选择正确的选项。

() 1.



A. The boy is short and thin.

B. The girl is quiet.

() 2.



A. He has black glasses.

B. He has a blue hat.

() 3.



A. She has a green bag.

B. She has green glasses.

综合培优训练

III. 连词成句。

1. has my blue glasses friend

2. short she has hair

3. his what's name

练习六 Part B Read and write

基础知识训练

I. 看图,判断句子正(T)误(F)。

() 1. The boy is quiet.



() 2. Look! She has new glasses.



() 3. My friend is tall and strong.



综合培优训练

II. 阅读短文,完成下列各题。

Tim is a cute boy. He is strong. He has big eyes and short hair. He has an orange cap. His shoes are black.

Andy is a girl. She is thin. And she is very friendly. She has small eyes. She has long hair. She has orange shoes.

1. 判断下列句子正(T)误(F)。

() Tim is strong and cute.

() Andy has small eyes and long hair.

() Tim has a blue cap.

() Andy is strong and friendly.

() Tim and Andy have blue shoes.

2. 根据短文内容填空。

Andy is a girl. She is . And she is very friendly. She has eyes. She has hair. She has shoes.



The Fox and the Grapes(3)



Lily is Felix's mum. Lily wants an ice cream. "Where's the ice cream shop?" thinks Lily. The ice cream shop is in the town centre. But it's raining and she doesn't like the rain. What can she do? "Never mind," says Lily. "Ice cream is too cold! I don't really want an ice cream."



Jack is Felix's dad. He is lying on the sofa and is ready to watch the TV. But where's the remote control? The remote control is next to the TV. "Oh, no. I can't reach the remote control!" "Never mind," says Jack. "The TV programmes aren't funny anyway."

词海拾贝

Lily [人名] 莉莉

centre 中心

Jack [人名] 杰克

lying 躺

remote control 遥控器

reach 达到

TV programme 电视节目

anyway 反正

品读小思

I. Tick or cross. 读句子,判断正(√)误(×)。

() 1. Felix's mum doesn't like ice cream.

() 2. Felix's dad is ready to watch TV.

II. Read and fill in the blanks. 读句子,填空。

1. The ice cream shop is in the _____.

2. Felix's dad _____ (can / can't) reach the remote control.



Recycle 1

基础知识训练

I. 读句子, 根据图片圈出正确的单词。

1. It's time / nice for English class.



2. The gate / race is open all day.



3. Help! Don't bike / bite me.



4. Look at the cat. It's so nice / rice.



5. The rose / nose is so beautiful.



综合培优训练

II. 选择恰当的特殊疑问词补全对话。

How many

What colour

Where

Who

What

1. — _____ is your pen?

— My pen is yellow.

2. — _____ is he?

— He is my friend.

3. — _____ books are there in your desk?

— Three.

4. — _____ is your pencil?

— It's in my pencil box.

5. — _____ is in your schoolbag?

— A Chinese book.



The Fox and the Grapes(4)



Emma is Felix's sister. She needs colouring pencils for her picture. Where are they? She can't find them. What can she do? "Never mind," says Emma. "I'm too tired to draw a picture."



Liam is Felix's brother. He's in the kitchen. He wants a sweet. The sweets are in a jar, but Liam can't open it. He doesn't try to open the jar. "Never mind," says Liam. "Sweets are bad for my teeth. I don't want them anyway(反正)."

词海拾贝

Emma [人名] 艾玛

Liam [人名] 利亚姆

jar 罐子

品读小思

I. Tick or cross. 读句子,判断正(√)误(×)。

- () 1. Emma is Felix's brother.
- () 2. Liam is in the kitchen.
- () 3. Emma can't find her picture
- () 4. Liam can't open the jar.

II. Read and find the sentences. 读一读,写出正确的句子。

1. THEBOOKISONASHELF.

2. THESWEETSAREINAJAR.



Unit 4 My home

单元知识梳理

Unit 4

话题

家里的居室及物品设施

词汇

1. 能够听、说、读、写单词 bedroom, living room, study, kitchen, bathroom, bed, sofa, phone, table, fridge, 能够在语境中运用这些单词询问并回答关于家里的居室或物品设施的问题, 或运用这些单词描述家里的居室或物品设施。
2. 能够在语境中理解和运用单词 find, them。

重点短语

watch TV 看电视 read a book 看书
have a snack 吃零食 have a nap 小睡一会
take a shower 洗澡 near the phone 在电话旁边
in the door 在门上

句型

1. 能够听、说、读、写句型: “Where is she?” “She’s in the kitchen.” “Open the door, please.” “Look! They’re in the door.”
2. 能够在情境中运用句型 “Is she in the ...?” “Yes, she is. / No, she isn’t.” “Where are the...?” “Are they in...?” “Yes, they are. / No, they aren’t.” 询问物品、人物的位置并做出相应判断。
3. 能够在情境中运用句型 “Open the door, please.”。

语音

1. 能够掌握字母 u-e 的发音规律, 即 u-e 在单词中发长音 /ju:/. 例如: use, cute, excuse, mule, tube...
2. 能够读出符合 u-e 发音规律的单词, 并能够根据发音拼写出符合 u-e 发音规律的单词。
3. 能够根据掌握的读音规则, 正确拼读单词。

能力

能够在语境中运用重点单词及句型描述家里的居室及物品设施。

练习一 Part A Let's talk

基础知识训练

I. 读一读,圈出每组单词中不同类的一项。

1. A. kitchen
B. glasses
C. study

2. A. hand
B. friendly
C. cute

3. A. in
B. near
C. shoes

4. A. China
B. your
C. USA

II. 看图,结合情境选择正确的选项。

- () 1. — Dad, where is my football?

— Look! _____

A. It's under the desk.

B. It's on the sofa.

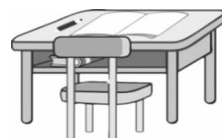


- () 2. — Is the pencil near the book?

— _____

A. No, it isn't.

B. Yes, it is.



- () 3. — Where are dad and mum?

— They are _____.

A. in the living room

B. in the study



- () 4. — Grandma is cooking now. She's in the _____.

A. kitchen

B. bedroom



综合培优训练

III. 读一读,将下列句子排序,组成完整的对话。

Hello! I'm Lily. I have a dog. His name is Shrek. He's cute.



Sorry, I don't know. Mmm. Is he in the study?



Is he in the kitchen?



Grandpa, where is Shrek?



No, he isn't.



Yes, he is. Look! He is eating the dog food now.



练习二 Part A Let's learn

基础知识训练

I. 根据图片提示书写单词,注意书写规范。



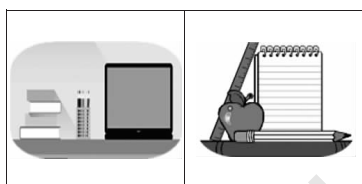
II. 读一读,在正确的图片下打“√”。

1. Mike: What's in your study?

2. Tom: Is Lily in the living room?

Tim: A computer and many books.

Jack: No. She's in the kitchen.



() ()



() ()

3. Go to the bedroom. Have a nap.

4. Go to the bathroom. Take a shower.



() ()



() ()

综合培优训练

III. 看图,判断句子是(√)否(×)与图片一致。

() 1. The boy is near the bookshelf(书架).

() 2. I can see three pictures on the wall.

() 3. We can read books in the study.

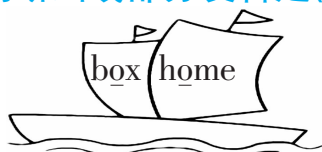


练习三 Part A Let's spell

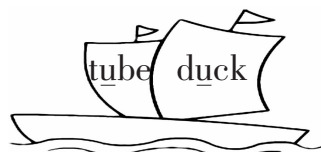
基础知识训练

I. 读一读,判断画线部分发音是(√)否(×)相同。


() 1.



() 2.



() 3.



() 4.



II. 看图,根据句意结合字母 u 的发音规律,选用正确的字母或字母组合(u/u-e)补全单词。

1.



Stand p, please.

2.



The little duck is so c t .

3.



I can se the chopsticks (筷子).

4.



Exc s me. Where's the zoo?

综合培优训练

III. 读一读,判断下列每句中单词画线部分发音是(√)否(×)相同。

() 1. Excuse me. Can I use the computer?

() 2. The cute duck is in the tube.

练习四 Part B Let's talk

基础知识训练

I. 看图,根据情境选择正确的选项。

A. Yes, they are. B. No, they aren't.

1. — Are the books in the desk?

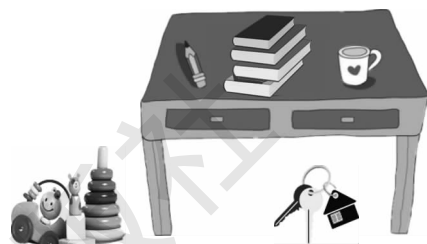
— _____

2. — Are the keys under the desk?

— _____

3. — Are the toys near the desk?

— _____



II. 连词成句(请注意笔顺、大小写及标点符号)。

1. are pencils Where the ?

2. on table the they Are ?

3. is Mike study in the .

综合培优训练

III. 读一读,选择恰当的答语。

- () 1. Is this your English book?
 () 2. Are the chairs near the sofa?
 () 3. What's in your pencil box?
 () 4. Where are my keys?

- A. Two pens and a ruler.
 B. No, they aren't.
 C. They're in the door.
 D. Yes, it is.


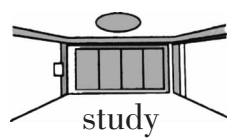
练习五 Part B Let's learn



基础知识训练

I. 动动脑, 下面这些物品应该摆放在哪个房间合适呢?

A. desk B. bed C. fridge D. sofa E. TV F. shelf(书架)



1. _____

2. _____

3. _____

4. _____

II. 读一读, 结合语境选择正确的答案。

() 1. — _____ in your bedroom?

— A blue bed, a table and a white chair.

A. Where's

B. Who's

C. What's

() 2. Look at that room. It _____ a pink sofa.

A. is

B. has

C. have



综合培优训练

III. 看图片, 模仿例句, 完成下列对话。

示例: — Where is the schoolbag?

— It is under the chair.



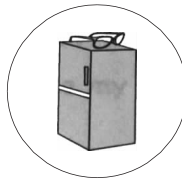
1. — _____ is the _____?

— It's _____ the table.



2. — Where _____ the glasses?

— _____ on the _____.




练习六 Part B Read and write


基础知识训练

I. 选出与所给单词同类的选项,并将其序号填入形状图内。


- A. table B. study C. green D. fridge E. bedroom F. living room
G. purple H. bed I. kitchen J. white K. sofa L. orange M. TV



bathroom



chair



brown

II. 看图,选择恰当的单词填空。

near on under in

- The books are _____ the desk.
- The football is _____ the chair.
- The bed is _____ the room.
- The bag is _____ the table.



综合培优训练

III. 阅读短文,完成下列各题。

My name is Jack. This is my home. It's not big but very nice. There is a living room, a bathroom, a kitchen and two bedrooms. In the living room, there is a big TV, three sofas and a small table. There are three pictures on the wall. My bedroom is here. It's small and clean. There are many books there. I like reading books.

- There are _____ rooms in Jack's home.
A. six B. five C. four
- You can see a TV, three sofas and a table in the _____.
A. kitchen B. bedroom C. living room
- Jack's bedroom is _____ and _____.
A. big, clean B. small, nice C. clean, small



The Fox and the Grapes(5)

Felix's family is very strange.

When they can't do something, they don't try hard and they've always got an excuse. They're very lazy and never do anything. The days are long and very boring!



One day Felix says, "Mum, I'm bored. Can I go for a nice walk in the woods?" "OK," says his mum, "but be carefully and stay near home."

词海拾贝

strange 奇怪的

excuse 借口

boring 无聊的

stay 停留

near 靠近

品读小思

I. Match the parts of the sentences. 选择合适的选项完成句子并连线。

1. Lily

A. wants an ice cream.

2. Jack

B. wants her colouring pencils.

3. Emma

C. goes for a walk.

4. Liam

D. wants the remote control to watch TV.

5. Felix

E. wants a sweet.

II. What's your favourite TV programme? Tick(✓). 选择你喜欢的电视节目。

☐ films

☐ cartoons

☐ music programmes

☐ the news

☐ quiz programmes



Unit 5

Dinner's ready

单元知识梳理

Unit 5

话题

食物名称、用餐意愿及餐具使用

词汇

1. 能够听、说、读、写单词和词组 beef, chicken, noodles, soup, vegetables, chopsticks, bowl, fork, knife, spoon, 并正确运用这些单词表达用餐意愿和餐具使用情况。
2. 能够在语境中理解和运用单词 dinner, ready, pass, try。

重点短语

help yourself 为(自己)取用 pass me the bowl 把碗递给我
use the spoon 使用勺子 today's special 今天的特价菜
cut the vegetables 切蔬菜 try chopsticks 尝试用筷子

句型

1. 能够听、说、读、写句型: “What’s for dinner?” “What would you like (for...)?” “I’d like some..., please.” “Would you like...?” “No, thanks. I can use...”
2. 能够在情境中运用句型 “What would you like (for...)?” “I’d like some..., please.” 征求并表达用餐意愿。
3. 能够在情境中运用句型 “What’s for dinner?” 询问用餐的食物。
4. 能够在情境中运用句型 “Help yourself. Would you like ...?” “Yes, please. / No, thanks. I can use ...” 提出用餐建议和餐具使用建议并恰当回应。

语音

1. 能够掌握字母-e 的发音规则, 即在单词中发长音 /i:/。
例如: me, he, she, we, be...
2. 能够读出符合-e 发音规则的单词, 并能够根据发音拼写出符合-e 发音规则的单词。
3. 能够根据掌握的读音规则, 正确拼读单词。

能力

能够运用重点单词和词组描述用餐意愿和餐具使用情况。

练习一 Part A Let's talk

基础知识训练









I. 读一读, 选择正确的答案。

- () 1. — What's _____ dinner?
A. for B. to C. is
- () 2. — I'm hungry.
— Have _____, please.
A. some water B. some bread C. some juice
- () 3. — What would you like for lunch(午饭)?
— _____
A. I like red. B. Great! C. I'd like some chicken.
- () 4. — I'd like some soup, rice and vegetables.
— _____
A. Thanks! B. OK. Here you are. C. Sorry.

综合培优训练

II. 根据对话内容完成表格, 在相应的地方打“√”。





- A: What would you like for dinner, Sarah?
B: I'd like some rice and fish.
A: What would you like, Mike?
C: Some beef, chicken, noodles and vegetables.
A: What about you, Lily?
D: Some soup, chicken, fruits and rice.

Name								
Lily								
Sarah								
Mike								

练习二 Part A Let's learn

基础知识训练

I. 看图,选择正确的字母补全单词。


- () 1.  n__ __dles A. oe B. oo
- () 2.  b__ __f A. ee B. ea
- () 3.  s__ __p A. ou B. eo
- () 4.  ch__ __ken A. in B. ic

II. 读一读,选出与句中画线部分单词属于同类的一项。

- () 1. — Where is dad?
— He's in the kitchen and he's cooking.
A. maths book B. study C. mango juice
- () 2. — Have some oranges, please.
A. water B. vegetables C. bananas
- () 3. — How much is the fish?
— Seven yuan.
A. beef B. noodles C. milk

综合培优训练

III. 看图,根据提示补全句子。



1. —I'd like some _____. —OK. 20 yuan, please.
2. I have _____ yuan. I'd like a hamburger(汉堡).
3. The _____ are delicious(美味的). They are 14 yuan.
4. — I'd like some ____ and _____.
— 17 yuan in total(总计).

练习三 Part A Let's spell

基础知识训练

I. 判断下列单词画线部分发音是(√)否(×)相同。



1. A. she B. let



2. A. cut B. use



3. A. leg B. pencil



4. A. dog B. home




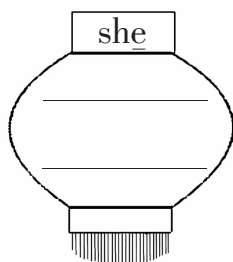
5. A. me B. we



6. A. rice B. like

II. 读一读,找出与所给单词画线字母发音相同的一项,并将其序号填在横线上。

A. he B. red C. pen D. we



综合培优训练

III. 选择合适的单词补全句子,注意规范书写。

rice he pencil we

1.



This is my little brother. _____ is 6 years old.

2.



Where is my _____? I can't find it.

3.



I'd like some _____ and fish for dinner.

4.



_____ are family. I love my mum and dad.

练习四 Part B Let's talk

基础知识训练

I. 读句子,圈出正确的单词。

1. — (Do / Would) you like some hamburgers? —No, thanks.
2. — Kids, dinner (is / has) ready. Help (youself / yourself).
3. — What would you like?
— I (would / don't) like some (beef / noodle).

II. 读对话,判断图文是(√)否(×)一致。

- () 1. — Can I have some fruits?
— Sure. Here you are.
- () 2. — What would you like for breakfast(早饭)?
— I'd like some bread, an egg and some milk.
- () 3. — I have ten yuan. I can have a hot dog.



综合培优训练

III. 读句子,选择合适的选项补全对话。

- A. Can I have a knife and fork, please?
- B. What would you like for dinner, Tim?
- C. Here you are.
- D. Would you like some chicken and vegetables, too?



1. _____

I'm so hungry. I'd like some beef, soup and rice.



2. _____

Yes, mum. Thank you!



Dinner's ready.

Wow! What a big dinner! 3. _____



Sure. 4. _____

Thanks. Mum. I love you.



练习五 Part B Let's learn

基础知识训练

I. 看一看,连一连。

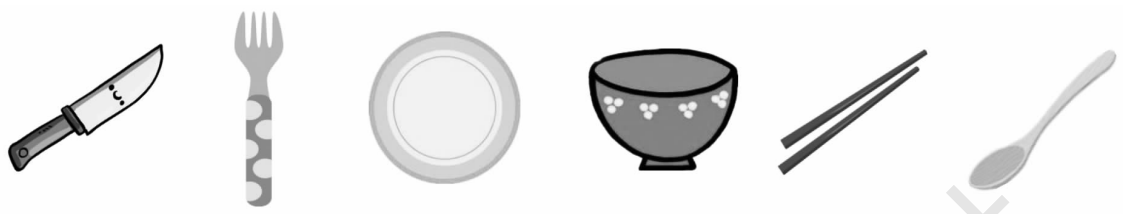


plate bowl knife chopsticks spoon fork

II. 判断下列句子与图片是(√)否(×)相符。

() 1. Pass me the knife and fork, please.



() 2. I can use chopsticks for noodles.



() 3. I'd like a spoon to have some soup.



综合培优训练

III. 按照正确的顺序为下列图片排序,并大声读一读。

1. Pass me the bowl. 2. Pass me the knife. 3. Cut the vegetables.
4. Use the spoon. 5. Use the fork. 6. Now let's try it!



()




()



()



()



()



()

练习六 Part B Read and write



I. 选出每组单词中不同类的一项。

- () 1. A. bowl B. soup C. fork
- () 2. A. beef B. knife C. noodles
- () 3. A. spoon B. try C. pass
- () 4. A. salad B. fridge C. hamburger

II. 连词成句(请注意笔顺、大小写及标点符号)。

1. some, like, dinner, I, for, would, beef (.)


2. me, the, fork, Pass, and, please, knife (.)



III. 看图,结合语境补全短文。

It's dinner time. Zoom and Zip are in a restaurant.

Zoom would like some



and



.

He can use the



and



. Zip would like some



and fish.

What a big dinner!



The Fox and the Grapes(6)



Felix is happy. It's nice outside. He has lots of adventures. He runs with the rabbits, he sits under the branches, he jumps over the tree trunks, he picks flowers and collects mushrooms. And later he swims in the river.

Felix likes the countryside. But he's very lazy and now he's tired! He sits on the grass and soon he's sleeping. Felix is dreaming. He's dreaming about grapes. He's dreaming about big, sweet grapes!

It's four o'clock. Felix wakes up. He opens his eyes and thinks of his dream. Felix is hungry. "Maybe I can find big, sweet grapes!" thinks Felix.

词海拾贝

branch 树枝

trunk 树干

collect 收集

mushroom 蘑菇

countryside 乡村

dream 做梦

品读小思

Read and answer the question. 选择合适的选项回答下列问题。

() 1. _____ is happy.

A. Rabbits

B. The fox

C. Flowers

() 2. Felix has lots of adventures. Which one is not correct(正确)?

A. He collects mushrooms.

B. He swims in the sea.

C. He runs with the rabbits.

() 3. Felix dreams about _____.

A. fish

B. water

C. grapes

() 4. Felix likes the _____.

A. dream

B. branches

C. countryside



Unit 6

Meet my family!

单元知识梳理

Unit 6

话题

家庭成员及职业

词汇

1. 能够听、说、读、写单词parents, cousin, uncle, aunt, doctor, cook, driver, farmer, nurse,并能够在语境中正确使用上述有关家庭成员和职业的单词简单介绍家庭成员及其职业。
2. 能够在语境中理解和运用单词:people, but, little, puppy, job, basketball。

重点短语

baby brother 婴儿小弟弟	on the tree 在树上
a cup of milk 一杯牛奶	cut the cake 切蛋糕
football player 足球运动员	basketball player 篮球运动员
baseball player 棒球运动员	

句型

1. 能够听、说、读、写句型: “How many people are there in your family?” “Three.” “Is this your uncle?” “Yes, it is.” “He’s a football player.” “What’s your aunt’s job?” “She’s a nurse.”
2. 能够在情境中运用句型 “How many people are there in your family?” 询问并回答家中有几位家庭成员;能够在情境中恰当运用句型 “My family has six people.”。
3. 能够在情境中运用句型 “Is this your...?” “Yes, it is.” “What’s your ...’s job?” “He’s / She’s a...” 询问并回答某人与说话方的亲属关系及职业情况。

语音

1. 能够掌握 a-e, i-e, o-e, u-e, -e 在单词中的长音发音规律。
例如:cake, like, nose, use, me...
2. 能够对比掌握 a,e,i,o,u 的长、短音发音规则。
例如:cake / cat, bike / big, home / hot, use / us, he / let...
3. 能够根据掌握的读音规则,正确拼读单词。

能力

能够在语境中运用重点单词及句型介绍家庭成员及职业。

练习一 Part A Let's talk

基础知识训练

I. 读句子, 根据句意选出相符的图片。

- () 1. — How many people are there in your family?
— Six.

A.



B.



- () 2. I have a cute puppy.

A.



B.



- () 3. I love my parents!

A.



B.



II. 读一读, 选择正确的答案。

- () 1. How many _____ are there in your family?
A. peoples B. people C. people's
- () 2. How many apples are there _____ the tree?
A. on B. in C. from
- () 3. My parents _____ teachers.
A. are B. is C. am
- () 4. There are three people in my family, my _____ and me.
A. father B. parent C. parents
- () 5. My family _____ five people.
A. have B. has C. is

综合培优训练

III. 为下列句子排序。

- () She's only two years old, she's cute!
- () Seven!
- () Really? Who are they?
- (1) How many people are there in your family, Xiao Ling?
- () Wow! What a big family! How old is your little sister?
- () My grandparents, my parents, my brother, my little sister and me.

练习二 Part A Let's learn

基础知识训练

I. 读句子, 根据图片写出合适的单词。

1. My u is tall and thin.



2. I love my p_____ very much.



3. He is a cute boy. He is my c_____.



II. 选出每组单词中不同类的一项。

- | | | |
|------------------|------------|-----------|
| () 1. A. boy | B. brother | C. sister |
| () 2. A. uncle | B. bird | C. aunt |
| () 3. A. family | B. grandpa | C. mother |
| () 4. A. uncle | B. cousin | C. people |

综合培优训练

III. 根据情境, 选择合适的句子补全对话。

- | | |
|--|-----------|
| A. How many people are there in your family? | B. Five? |
| C. And my little puppy. | D. Three. |

Zhang Peng: Hi, Amy! How many people are there in your family?

Amy: _____

Zhang Peng: Who are they?

Amy: My parents and me. And you? _____

Zhang Peng: There are five people in my family.

Amy: _____

Zhang Peng: Yes. My parents, my sister and me.

Amy: But that's only four.

Zhang Peng: _____

Amy: Ha Ha! I love my family!

Zhang Peng: Me, too!

练习三 Part A Let's spell

基础知识训练

I. 读单词,选择每组单词中画线字母发音不同的一项。

- () 1. A. face B. name C. cat
- () 2. A. cute B. use C. umbrella
- () 3. A. nose B. got C. dog
- () 4. A. like B. rice C. big
- () 5. A. bed B. me C. she

II. 根据图片补全单词。

1.  c _ k _

2.  r _ c _

3.  n _ s _

4.  _ mbrella

 f _ c _

 k _ t _


 n _ t _


 b _ s


综合培优训练


III. 看图,完成下列句子。

1. Kate can make a  .

2. Mike likes to ride a  .

3. The cat is very  .

4. Mr Jones likes to drink  at home.

5. He and she, you and me,  (我们) are good friends.

练习四 Part B Let's talk

基础知识训练

I. 选择与句子意思相符的图片。

- () 1. My sister is an English teacher.
 () 2. Yao Ming is a basketball player.
 () 3. My uncle is a taxi driver.
 () 4. Tim's aunt is a nurse.



II. 读一读,选择正确的答案。

1. — Is she your mother? — _____.
 A. Yes, she is. B. No, he isn't. C. Yes, it is.
2. — _____ is his job?
 — He's a football player.
 A. What's B. What C. How
3. — _____?
 — She's a nurse.
 A. Who is she? B. What does your mother do? C. Where is your mother?
4. — _____ is that man?
 — He is my father.
 A. Who B. Where C. What

综合培优训练

III. 根据表格信息,完成填空。

father	Jill	doctor
mother	Mary	teacher
uncle	John	football player
aunt	Lucy	nurse
me	Bill	student

Hello! My name is Bill. This is my family. This is my father. His name is _____. He is a _____. This is my _____. Her name is Mary. She is a _____. This is my uncle. His name is _____. He is a _____. This is my aunt. Her name is _____. She is a _____. I love my family.

练习五 Part B Let's learn

基础知识训练

I. 选出与图片相符的职业, 写在四线三格内。

farmer, driver, doctor, cook, football player











II. 读一读, 连一连。

1. She works in a hospital.

A. He's a driver.

2. He can drive a car.

B. She's a teacher.

3. She teaches students to learn.

C. He's a football player.

4. He can play football well.

D. She's a doctor.

综合培优训练

III. 看图, 完成句子。

1. — What's her job?

— _____



2. — Is she a doctor?

— _____



3. — _____

— She's my mother.



练习六 Part B Read and write

基础知识训练

I. 将下列单词分类,并将其序号填入右边横线上。

- | | |
|-----------|------------|
| A. cousin | B. nurse |
| C. driver | D. parents |
| E. uncle | F. aunt |
| G. cook | H. farmer |



II. 连词成句。

1. this, is, your, cousin (?)

2. tall, strong, father, my, is, and (.)

3. have, I, no, job (.)

综合培优训练

III. 阅读短文,判断句子正(T)误(F).

Hello, my name is Peter. I have a happy family. Look! This is my mother. She's tall and beautiful. She's a model. My father is tall and strong. He is a football player. He is handsome. My sister is twenty years old, she is a nurse. She likes music very much. Look at me! I am a pupil, I am young and short.

- () 1. There are five people in Peter's family.
- () 2. Peter's mother is an English teacher.
- () 3. Peter's father is good at sports.
- () 4. Peter's sister is young and strong.
- () 5. Peter is a student.



The Fox and the Grapes(7)



Felix likes grapes. Grapes are his favourite fruit. He eats some grapes because he's very hungry and it's time for a snack!

But where are the grapes? Felix looks all around. The grapes are on a branch, but the branch is too high! Felix can't get the grapes. 'Never mind,' says Felix. 'I don't really want the grapes anyway. They're not sweet. They're sour!'

Let's sing a song.

Big purple grapes, can you see?

Big purple grapes, all for me?

But the grapes are too high

And he doesn't want to try.

And he doesn't want to jump

And he doesn't want to climb.

Big purple grapes, can you see?

Sour grapes are not for me!



词海拾贝

hungry 饥饿

sour 酸的

品读小思

Use the secret code to write Felix's message. 根据密码提示完成句子。

A ♥	K ☁	O 🍷	T ☆
I ☺	N ♥♥	R @	W ∞

When you _____ something, _____ hard for _____ !

∞ ♥ ♥♥ ☆

∞ 🍷 @ ☁

☺ ☆



Recycle 2

基础知识训练

I. 熊猫吹泡泡。给下列与所给单词画线部分发音相同的单词涂上相同的颜色。

home: note

hope

face: cake

name

bike: kite

rice

cute: use

tube

II. 看图完成下面的句子。

1. Touch your _____.



2. _____ is my friend, Peter.



3. Let's _____ a puppet!



4. I have a _____ dog.



综合培优训练

III. 从方框中选择恰当的单词补全短文。

A. bed B. home C. doctor D. strong E. beef F. bag

Hello, everyone! I'm Amy. Welcome to my 1. _____. This is my bedroom. You can see a 2. _____ and a desk. My 3. _____ is on the sofa. My father is in the living room. He's a 4. _____. He is 5. _____. He likes 6. _____ very much.



The Fox and the Grapes(8)

In the evening Felix goes home. He's tired, he's hungry and he's thirsty!

"Is dinner ready?" asks Felix.



But Felix's mum is lazy. She doesn't do the shopping, she doesn't do the cooking, she doesn't do anything!

Felix goes to bed. He doesn't have dinner!

Felix's family is really very strange. When they can't do something, they're always got an excuse. Felix is the same. If Felix can't reach the grapes, he doesn't try. He finds an excuse—the grapes are too high and the grapes are sour!

But now Felix understands!

(选自《青苹果英语分级阅读 四年级⑤ 狐狸和葡萄》)

词海拾贝

same 相同的

understand 理解

品读小思

Read and circle "Yes" or "No".

- | | | |
|---------------------------------|-----|----|
| 1. Felix is hungry and thirsty. | Yes | No |
| 2. Dinner is ready. | Yes | No |
| 3. Felix doesn't have dinner. | Yes | No |
| 4. Felix can reach the grapes. | Yes | No |
| 5. Felix's family is lazy. | Yes | No |